PODONG PIG ADVENTURES

BOOK 5

PIG KING

The Dinosaur Mystery

SEASON 1



글쓴이 김광현

15 Units - English Comic Adventure

OUR OBSERVATION ADVENTURE

BOOK 5 • CONTENTS

1	Look at Her Feet!	1
2	The Trail in the Mud	9
3	Armor in the Ferns	17
4	A Friend at the River	25
5	The Sound Beyond the Hill	33
6	The Quiet Nest	41
7	The Longest Shadow	49
8	Feet Built for Moving	57
9	The Small Frill	65
10	The Hidden Pattern	73
11	After the Rain	81
12	Watchers in the Dark	89
13	The Mark on the Map	97
14	Someone Was Here	105
15	Beyond the Quiet Valley	113



Dinosaur facts are based on the Natural History Museum Dino Directory.
Sizes are approximate adult lengths.

nhm.ac.uk/discover/dino-directory

PIG KING / BOOK 5 / UNIT 1

LOOK AT HER FEET!

Name: _____

Date: _____




















Your horns are holding my crown!
That footprint is bigger than I am!
Podong! You traveled through time again.
How did you know where to find me?
The Time Patrol follows every time jump.
I study the places we visit. A little help, please!
WATER SQUIRTER
Thanks! I need my crown back.
Now let us observe her from here.

Three horns! Is she dangerous?

Any large animal needs space. Watch what she eats.

SEUNGJAE'S FIELD NOTES

- [x] A large adult could reach about 9 meters long.
- [x] Triceratops ate plants.
- [x] Two long horns above the eyes. One shorter horn on the nose.



Nine meter sticks, from nose to tail!

Notice how all four feet touch the ground.

She looks calm now.


What will they notice first?
A sharp thorn catches between her toes.
Come here, little one!
Look at her feet!
I am watching her horns!
She keeps lifting one foot, even when she stands still.
I think she is hurt because she will not put that foot down.


There is a thorn between her toes.
I can wash the mud away, but I need help.
WATER BLASTER
This gate can bring your friends through time.
Can all my friends come?
One first. More can come when the gate is steady.
Oak! Bring your shield and a rope!
I am ready. What is the plan?


Stay here, little one. I will keep you safe.
Hold the rope steady.
Wait until she lifts her foot.
WATER SQUIRTER
First, wash away the mud.
Now I can see the thorn. One short burst!
WATER SQUIRTER
You did it! The thorn is out!


All four feet are on the ground!


She is calm again.


You noticed the clue and helped us make a plan.
WATER SOLDIER


Look at this mark. Someone made this thorn.
01
01
01
WATER SOLDIER


They noticed the smallest clue.
01


I must watch them more carefully.
TO BE CONTINUED...

QUEST REVIEW

CHECK YOUR WORDS

notice / thorn / steady / remove / stream / sample

1. A small part kept for study is a _____.
2. To take something away is to _____ it.
3. Keep the rope _____ so it does not shake.

PUT THE RESCUE IN ORDER



☐ The thorn falls out.



☐ The mud washes away.



☐ All four feet touch the ground.

EXPLAIN YOUR THINKING

Why did Seungjae think the mother was hurt?

I think she was hurt because _____

_____

_____

BE A RESEARCHER

Draw a clue. Tell a friend what it helped you learn.

Triceratops facts: Natural History Museum, London. nhm.ac.uk/discover/dino-directory/triceratops.html

PIG KING / BOOK 5 / UNIT 2

THE TRAIL IN THE MUD

Name: _____ Date: _____







track — A mark on the ground that shows where someone or something went.



direction — The way to go, such as left, right, straight, or back.



fresh — New and not old, such as a track that was made recently.



edge — The outside or border of something, such as the edge of a trail.



compare — To look at two things and find how they are the same or different.



follow — To go in the same direction as a track, trail, or clue.

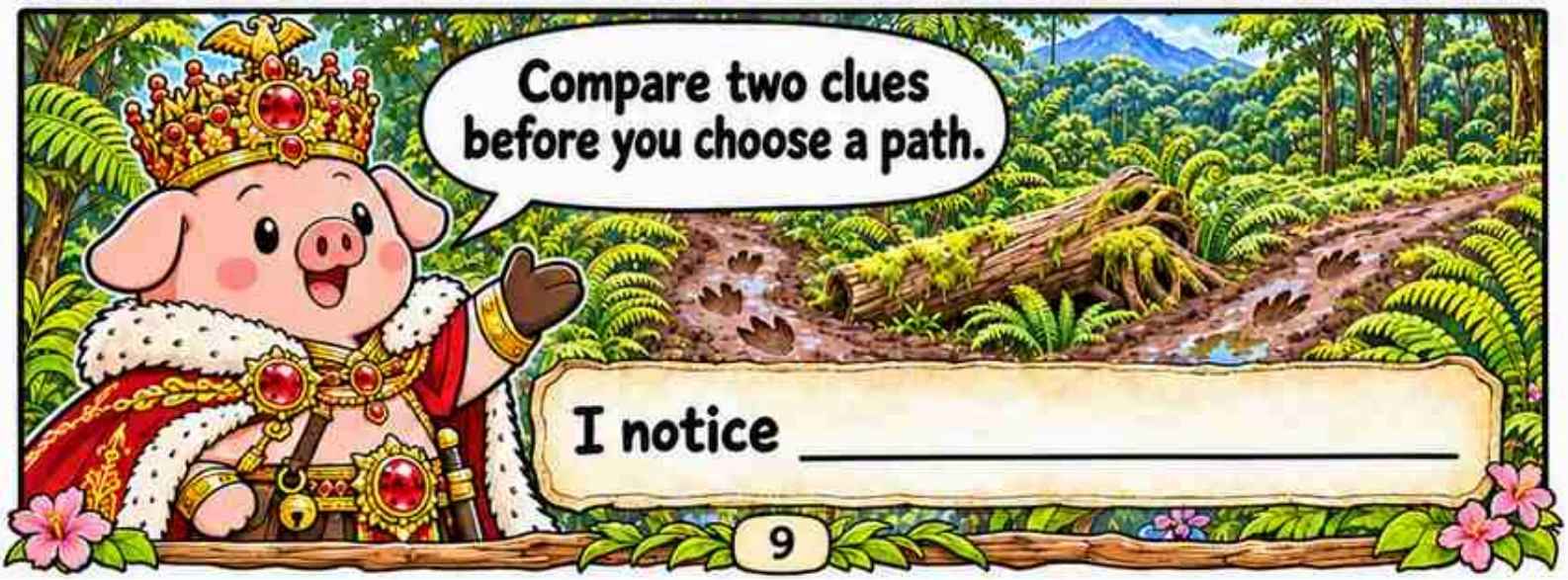

I notice _____


Which trail leads toward the river?


These marks look bigger.


Size is only one clue.


Let us compare both trails.


What else should we notice?


Look at the edges.


These edges are soft and round.
These marks still hold water.
Rain and drying can change a track.
So we cannot judge from size alone.
I will sketch both shapes.
Leave the real tracks as they are.


There she is, beyond the ferns.
Watch where her next foot lands.
The new mark matches this trail.
Now we have another clue.
Her toes point toward the trees.
We can follow the direction from here.


The tracks have disappeared!
The ground is hard here.
Hard ground may not keep a footprint.
Look beyond the stones.
That grass is bent.
And the leaves are still moving.


Should we run after her?
We can watch from this ridge.
An observer gives animals space.
I can see water below.
The trail led us to the river.
Mark the route in our notebook.


This mark has a straight edge.
It does not match her feet.
Draw it beside the dinosaur track.
We need more evidence.
I will write what we saw.
Good. A question can stay a question.

PIG KING / BOOK 5 / UNIT 2

QUEST REVIEW



WORD BANK

track direction fresh edge compare follow

Read the clues from our story. Fill in the blanks with the correct words from the word bank.

1. We decided to _____ the wider trail at first.
2. The tracks on the ground looked _____, not old.
3. We can _____ two different clues.

PUT THE STORY IN ORDER

Look at the three events from this unit. Write 1, 2, and 3 in the boxes to put the story in the correct order.







THINK AND EXPLAIN

What clue helped the friends change their idea?

They noticed _____

_____

_____



BE A RESEARCHER

Compare two clues before you choose a path.





PIG KING
BOOK 5
UNIT 3

ARMOR IN THE FERNS

Name: _____ Date: _____







WORD CARDS

armor
A hard covering that keeps the body safe.

plate
A hard, flat piece on the body.

club
A heavy, hard end of the tail used for defense.

protect
To keep safe from harm or danger.

distance
The space between you and something.

shape
The form or outline of something.





I notice _____


Those stones are moving!


I can see a tail.


Stay behind this fallen tree.


Give it plenty of room.


Its back looks like armor.


Let us sketch the shape.


This is Ankylosaurus.
about 8 meters long


What are those hard bumps?

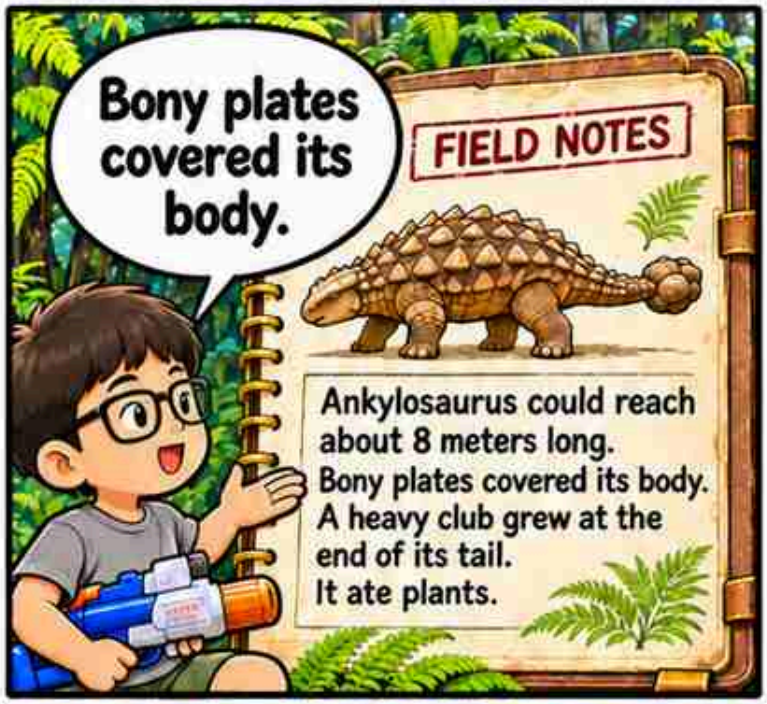
Bony plates covered its body.
FIELD NOTES
Ankylosaurus could reach about 8 meters long.
Bony plates covered its body.
A heavy club grew at the end of its tail.
It ate plants.


My wooden armor has plates too.


Look at the end of its tail.


That heavy part is a tail club.


Its tail is turning toward us.
I will step back.
Keep the way behind us clear.
We can observe without getting closer.
The club is wider than the tail.
I will draw that part carefully.


Compare these two drawings.
Triceratops has horns and a frill.
Ankylosaurus has plates and a club.
Different bodies have different features.
Both animals eat plants.
Plant eaters still need protection.
WATER BLASTER


It keeps its head near the ground.
Watch its beak cut those leaves.
WATER BLASTER
I can record what this one eats.
Do not feed it anything.
We will leave the plants alone.
Watching tells us more than guessing.
WATER BLASTER


Something is caught on that twig.
It looks like purple thread.
I will record where we found it.
The boot mark is nearby.
Could someone have watched us?
Perhaps. We still need more clues.
WATER SOLDIER

PIG KING

BOOK 5 / UNIT 3

QUEST REVIEW



VOCABULARY REVIEW



Word Bank

armor plate club protect distance shape

1. Its bony _____ helped keep its body safe.



2. A heavy _____ grew at the end of its tail.



3. The bony armor helped it _____ itself.



PUT THE STORY IN ORDER

The three pictures are events from Unit 3.
Write 1, 2, and 3 in the boxes to show the correct order.

☐



☐



☐



FACTS FROM UNIT 3



- Ankylosaurus could reach about 8 meters long.
- Bony plates covered its body.
- A heavy club grew at the end of its tail.
- It ate plants.

THINK AND EXPLAIN

What clue helped the friends change their idea?

They noticed _____

_____

_____



BE A RESEARCHER

Observe body parts from a safe distance.

A FRIEND AT THE RIVER

Name: _____ Date: _____














The gate is steady enough now.
Finn! Can you hear me?
I hear rushing water!
Bring a long rope, please.
We could use another pair of hands.
Then I am coming through!


Is this our new swimming pool?
Look at how fast the water moves.
WATER SQUIRTER
Stay on the bank.
The middle looks dark.
Color alone cannot tell us the depth.
WATER SQUIRTER
We need a better test.


Watch this fallen leaf.
It moves faster near the center.
It slows beside that bend.
The current is different there.
Mark both places on the map.
We should compare another spot.


This stone moves when I press it.
Then it cannot hold us safely.
I thought it looked strong.
Looking and testing gave different clues.
We will find another route.
Let us walk upstream.


A fallen tree crosses this small stream.


The trunk rests firmly on both banks.


We will cross one at a time.


Hold the rope and move slowly.


I can see the ground below.


Slow steps are better than wet boots.


Everyone is across!
We found a safer route.
What made us change our plan?
WATER BLASTER
The current was fast, and the stone moved.
Good observations guide good choices!
Welcome to the team, Finn!

PIG KING / BOOK 5 / UNIT 4

QUEST REVIEW



Use the words in the box to fill in the blanks.

WORD BANK

current shallower deep bank test route

1. Seungjae dropped a leaf from the _____ to watch the water move.
2. The friends looked for a safer _____ to cross the river.
3. They chose a side channel because it was _____ and safer.

PUT THE STORY IN ORDER

The pictures show events from Unit 4, but they are shuffled. Write 1, 2, and 3 in the boxes to put them in order.



THINK AND EXPLAIN

What clue helped the friends change their idea?

They noticed _____

_____

_____

BE A RESEARCHER

Test an idea and choose a safer route.

THE SOUND BEYOND THE HILL

Name: _____ Date: _____





crest



A raised part on an animal's head, such as a long crest.

hollow



A space inside something, like a hole in a log or a tree trunk.

sound



A noise we can hear, such as a call, a roar, or a knock.

echo



A sound that bounces back after it hits something, so we can hear it again.

signal



A message that gives information or a warning, often by a sound, sign, or action.

listen



To pay careful attention to a sound so you can understand it.

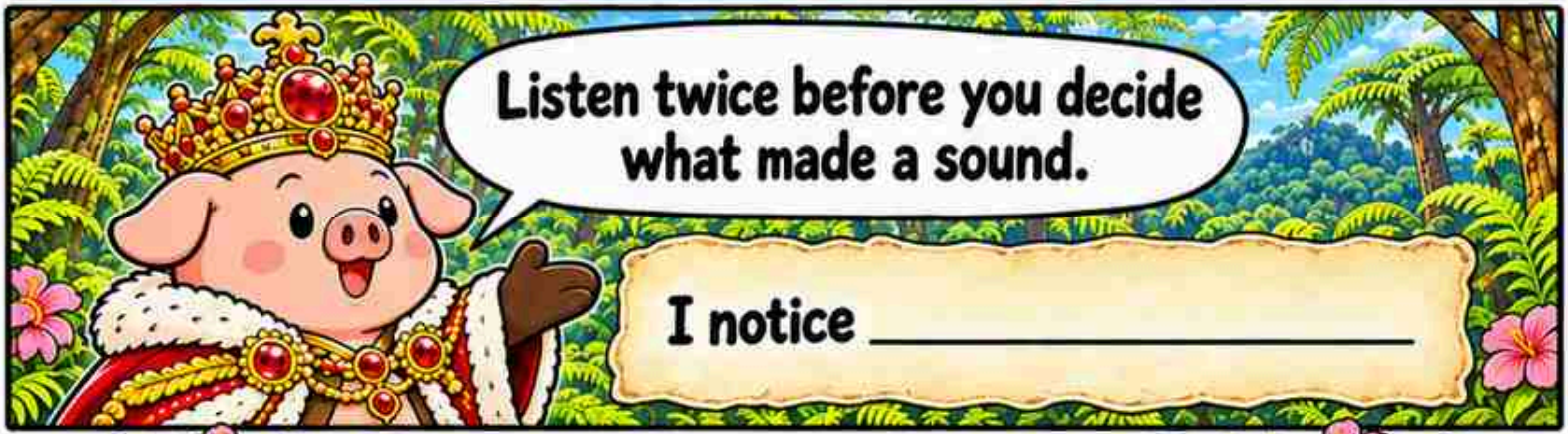


Was that a giant horn?
I cannot see where it came from.
Stop and listen again.
The sound comes from beyond the hill.
Draw an arrow in that direction.
Let us use the ridge path.


That is Parasaurolophus.


Its head has a long crest.


Is the crest solid?


It had hollow passages inside.


Could air move through them?

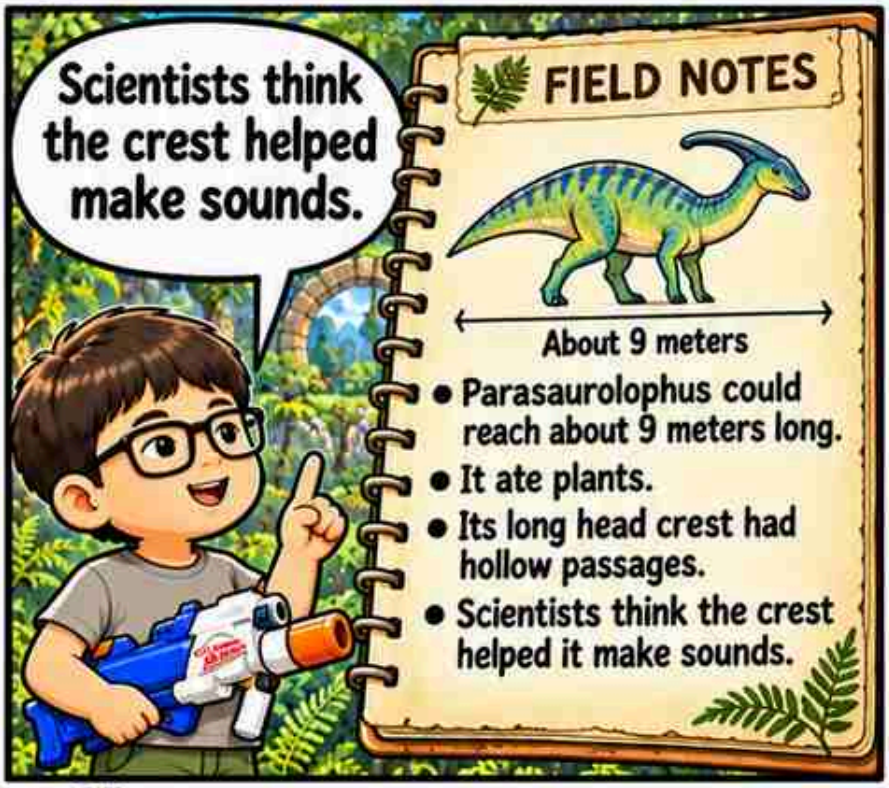
Scientists think the crest helped make sounds.
FIELD NOTES
About 9 meters
• Parasaurolophus could reach about 9 meters long.
• It ate plants.
• Its long head crest had hollow passages.
• Scientists think the crest helped it make sounds.


That one called first.
Another sound followed.
Write down the order.
1. Triceratops
2. Parasaurolophus
3. Ankylosaurus
Are they talking to each other?
?
We do not know their exact message.
We can record what we hear.


I hear a third call by the cliff.


It sounds like the first call again.


And it comes a little later.


Could it be an echo?


The cliff may reflect the sound.


Let us listen before we count another animal.


I can see two dinosaurs.
But I heard three sounds.
One sound may be an echo.
Hearing more calls does not prove more animals.
Our view gives us another clue.
I will change my note.


Listen. Three sharp clicks.


That sounds different.


It is shorter than the dinosaur call.
WATER BLASTER


Stay together.


I will mark where we heard it.


A careful note may help us later.

PIG KING / BOOK 5 / UNIT 5

QUEST REVIEW



Word Bank

crest hollow sound echo signal listen

1. The Parasaurolophus had a long head _____.
2. The crest had _____ passages inside.
3. The crest could help it make _____.

- Parasaurolophus could reach about 9 meters long.
- It ate plants.
- Scientists think the crest helped it make sounds.

PUT THE STORY IN ORDER



Three clicks came from the trees.



They heard a call beyond the hill.



One call answered another.
They wrote down what they heard.



THINK AND EXPLAIN

What clue helped the friends change their idea?

They noticed _____

_____

_____



BE A RESEARCHER

Listen twice before you decide what made a sound.



PIG KING
BOOK 5
UNIT 6

THE QUIET NEST

Name: _____ Date: _____







nest



a safe place where animals lay their eggs

shelter



a place that keeps animals safe from harm

hatch



to come out of an egg

parent



a mother or father that cares for its young

patient



able to wait calmly without rushing

disturb



to upset or bother animals so they are not calm






There are round shapes in that mound.
Are they stones?
They may be eggs.
Stop before the soft ground.
We should not step closer.
Use the shaded ridge to observe.


This dinosaur is Maiasaura.


Is it watching the nest?


Fossil nests give scientists clues about care.
WATER SOLDIER


Did every parent act the same way?


We cannot know every detail.
WATER SOLDIER


We can watch this family quietly.
FIELD NOTES
9 meters
Maiasaura was a plant eater about 9 meters long. Fossil nests and young suggest that these dinosaurs cared for their young. Its name means good mother lizard.


That little one is calling.
Should we help it?
First, look for its parent.
An adult is coming back.
Give the family space.
Waiting was the right choice.


The adult is standing beside the nest.


Its shadow covers the young.


Sketch what you can actually see.


I can see shade over this side.


What are you unsure about?


I do not know why it chose that spot.


This loose branch may block our path.
We can move it from here.
Keep clear of the nest.
We do not need to touch the eggs.
Protecting space can be a way to help.
Quiet feet, everyone.


I counted three young from the ridge.
Write that some may be hidden.
This twig has a very straight cut.
Another unusual mark.
Put it beside the thread drawing.
Our notebook is filling with questions.

QUEST REVIEW



WORD BANK

nest shelter hatch parent patient disturb

1. The Maiasaura built a _____ to keep its eggs safe.
2. The team stayed _____ so they would not _____ the nesting area.
3. A _____ dinosaur came to the nest to check on its young.



- Maiasaura was a plant eater about 9 meters long.
- Fossil nests and young suggest that these dinosaurs cared for their young.
- Its name means good mother lizard.

PUT THE STORY IN ORDER.







THINK AND EXPLAIN.

What clue helped the friends change their idea?



They noticed _____

_____

_____

BE A RESEARCHER.

Observe quietly and let animals care for their young.



THE LONGEST SHADOW

Name: _____ Date: _____







length
How long something is from one end to the other.

height
How tall something is from the ground to the top.

shadow
A dark shape that is made when something blocks the light.

measure
To find the length, height, or size using a tool such as a ruler.

estimate
≈?
To make a good guess about a length, height, or size.

scale
A way to make something larger or smaller by keeping the same shape.





I notice _____


That shadow is enormous!
The animal must be huge.
A shadow can stretch in low sunlight.
Look at my shadow too.
We need to see the animal.
I may have guessed too soon.

This is Edmontosaurus.

Its mouth looks broad and flat.

How do we compare its size?

Measure length from nose to tail.

Height goes from ground to top.

Do not mix the two measurements.

FIELD NOTES

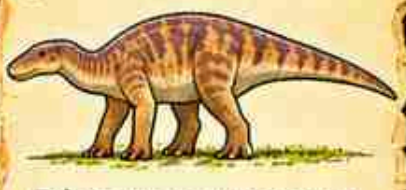

Edmontosaurus was a large plant-eating dinosaur. Large adults could reach about 13 meters long. It could move on two or four legs. Length is measured from nose to tail.


I drew a thirteen-meter line.
0 1 2 3 4 5 6 7 8 9 10 11 12 13
Large adults could reach about that length.
0 1 2 3 4 5 6 7 8 9 10 11 12 13
Does every one grow that large?
?
No. Individuals vary.
0 1 2 3 4 5 6 7 8 9 10 11 12 13
So our number is an estimate.
0 1 2 3 4 5 6 7 8 9 10 11 12 13
Label it with the word about.
about
0 1 2 3 4 5 6 7 8 9 10 11 12 13


My shield has not grown.


But its shadow is longer now.


The light has changed.


That changes the shadow.


Is a shadow a fair ruler?


Not unless we account for the light.

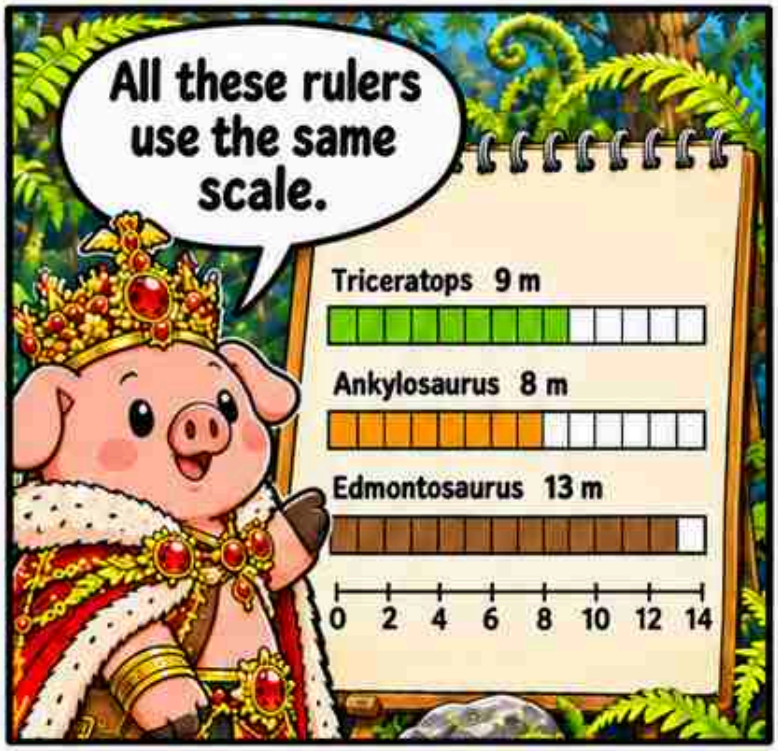
All these rulers use the same scale.
Triceratops 9 m
Ankylosaurus 8 m
Edmontosaurus 13 m
0 2 4 6 8 10 12 14


Now the lengths are easier to compare.
Triceratops 9 m
Ankylosaurus 8 m
Edmontosaurus 13 m
0 2 4 6 8 10 12 14


Edmontosaurus reaches farther along the line.
Triceratops 9 m
Ankylosaurus 8 m
Edmontosaurus 13 m
0 2 4 6 8 10 12 14

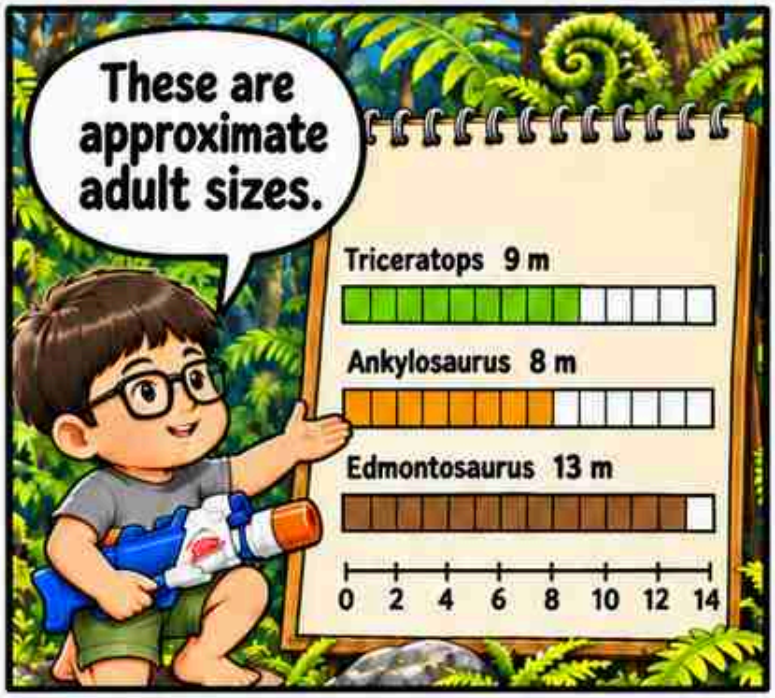
These are approximate adult sizes.
Triceratops 9 m
Ankylosaurus 8 m
Edmontosaurus 13 m
0 2 4 6 8 10 12 14


Keep the label beside each drawing.
Triceratops 9 m
Ankylosaurus 8 m
Edmontosaurus 13 m
0 2 4 6 8 10 12 14


A fair comparison needs a fair scale.
Triceratops 9 m
Ankylosaurus 8 m
Edmontosaurus 13 m
0 2 4 6 8 10 12 14


Someone put a marked stick here.
01
Its lines are evenly spaced.
01
It looks like a measuring tool.
01
Record it without moving it.
01
Someone else is observing this valley.
That is an idea worth testing.
01

QUEST REVIEW



WORD BANK

length height shadow
measure estimate scale

1. The _____ of an Edmontosaurus can be about 13 meters.
2. We can _____ a long object using a one meter reference.
3. We can _____ the size of something before we _____ it.

PUT THE STORY IN ORDER.







THINK AND EXPLAIN.

What clue helped the friends change their idea?

They noticed _____

_____

_____

BE A RESEARCHER.

Use the same kind of measurement when you compare.

PIG KING
BOOK 5
UNIT 8

FEET BUILT FOR MOVING

Name: _____ Date: _____





stride	a long, smooth step when moving
feather	a light, soft covering on a birdlike dinosaur
balance	to keep steady without falling
speed	how fast something moves
space	an open area with room to move
suggest	to give a helpful idea based on clues



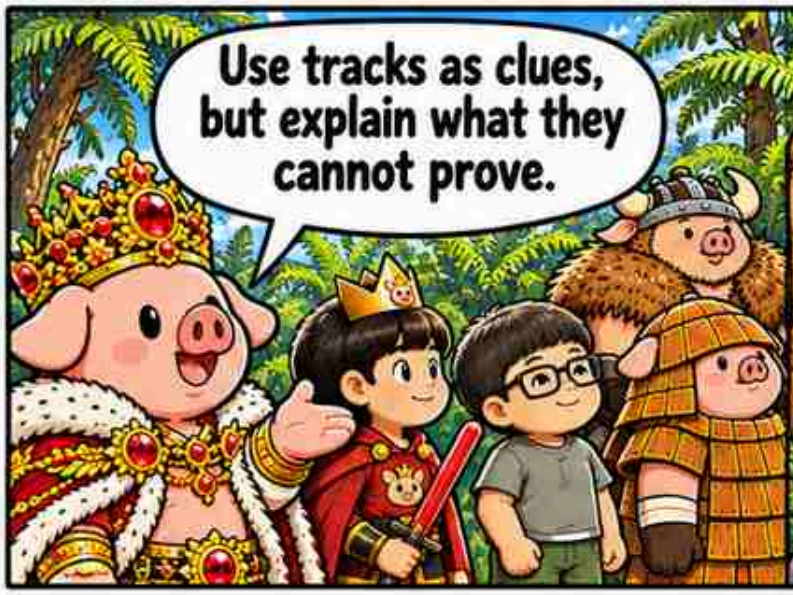

I notice _____


That looks like a huge bird!


Watch its long legs.


It uses two feet.


Its tail stays behind it.


Let it pass without following.


I will sketch its outline.


This is Ornithomimus.


It has feathers!


Fossils give us evidence of feathers.


About how long was it?


About four meters from nose to tail.

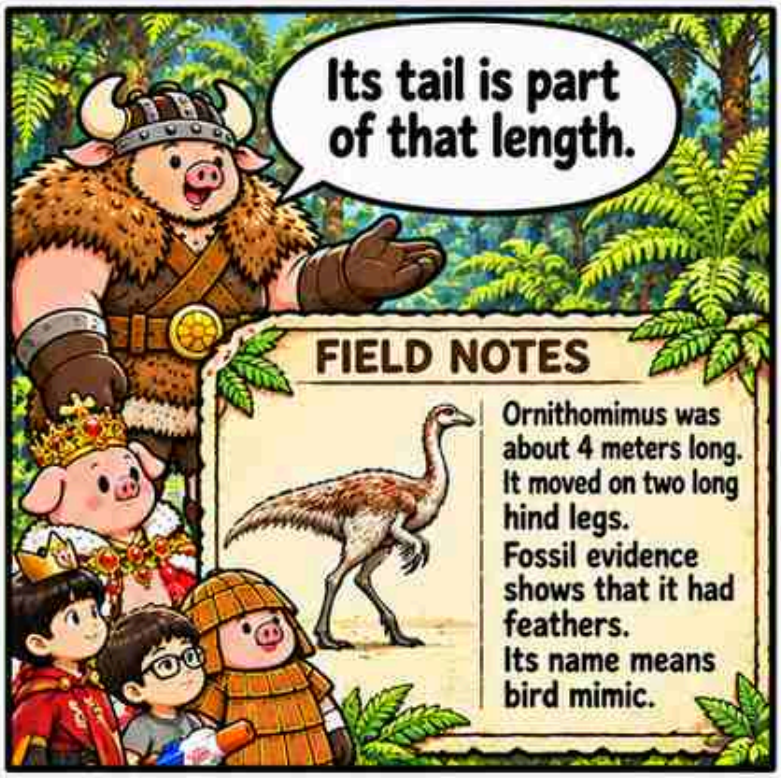
Its tail is part of that length.
FIELD NOTES
Ornithomimus was about 4 meters long.
It moved on two long hind legs.
Fossil evidence shows that it had feathers.
Its name means bird mimic.


These steps are farther apart.
Was this animal running faster?
Wider steps can be a clue.
But size and the ground matter too.
We cannot read an exact speed here.
I will write suggests, not proves.


It shortened its steps by the water.
Now it is crossing dry ground.
The spaces look wider again.
One animal can leave different patterns.
Look at the ground beside the tracks.
The setting matters.


My walking steps are short.


Your careful steps are shorter still.


I can change my stride too.


That helps us ask better questions.


Keep our test away from the animals.


No racing the dinosaurs, then!


These prints have the same straight heel.


Like the mark near the river.


Compare the drawings side by side.


The shape matches closely.


Mark the direction on our map.
N
W
E
S


Our separate clues may connect.

PIG KING / BOOK 5 / UNIT 8

QUEST REVIEW

- ✔ Ornithomimus was about 4 meters long.
- ✔ It moved on two long hind legs.
- ✔ Fossil evidence shows that it had feathers.
- ✔ Its name means bird mimic.

Word Bank

stride | feather | balance | speed | space | suggest

1. The long tail helps it _____ when it runs.
2. A _____ covered part of its body.
3. The distance between the tracks can _____ how it moved.

PUT THE STORY IN ORDER



☐ They compared the spaces between tracks.



☐ They found a straight boot print.



☐ A feathered dinosaur crossed the plain.

THINK AND EXPLAIN

What clue helped the friends change their idea?

They noticed _____

_____

_____

BE A RESEARCHER

Use tracks as clues, but explain what they cannot prove.



THE SMALL FRILL

Name: _____ Date: _____









similar
alike in some ways.

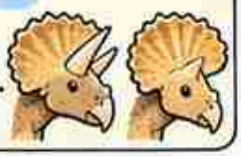

different
not the same in one or more ways.



frill
a bony plate around the neck.



region
a large area with the same kind of land or environment.



window
an opening that lets us see another time or place.



evidence
a clue that helps us learn the truth.



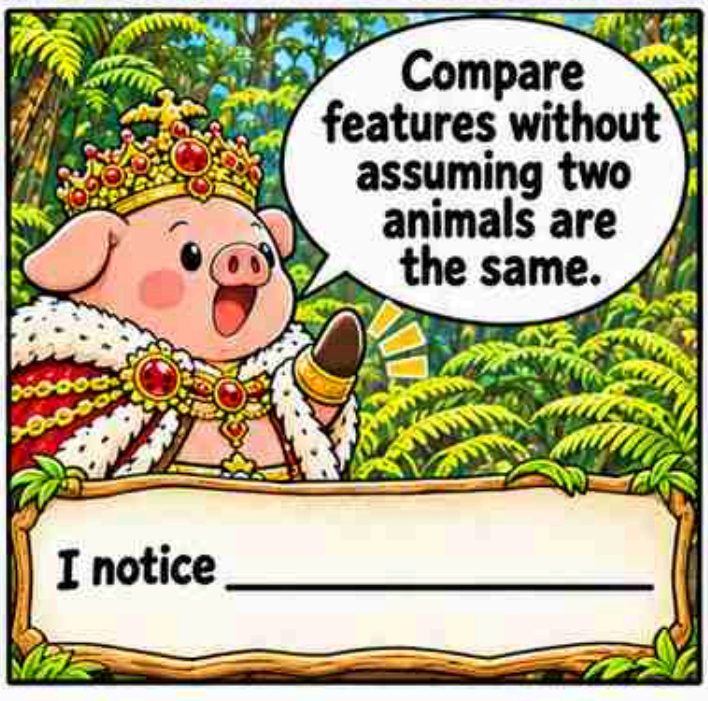


Wait. This edge is a time window.
The land looks different beyond it.
Our valley joins different places and times.
WATER BLASTER
So these animals did not all live together?
Not in one real place like this.
That explains the changing scenery.


A baby Triceratops!

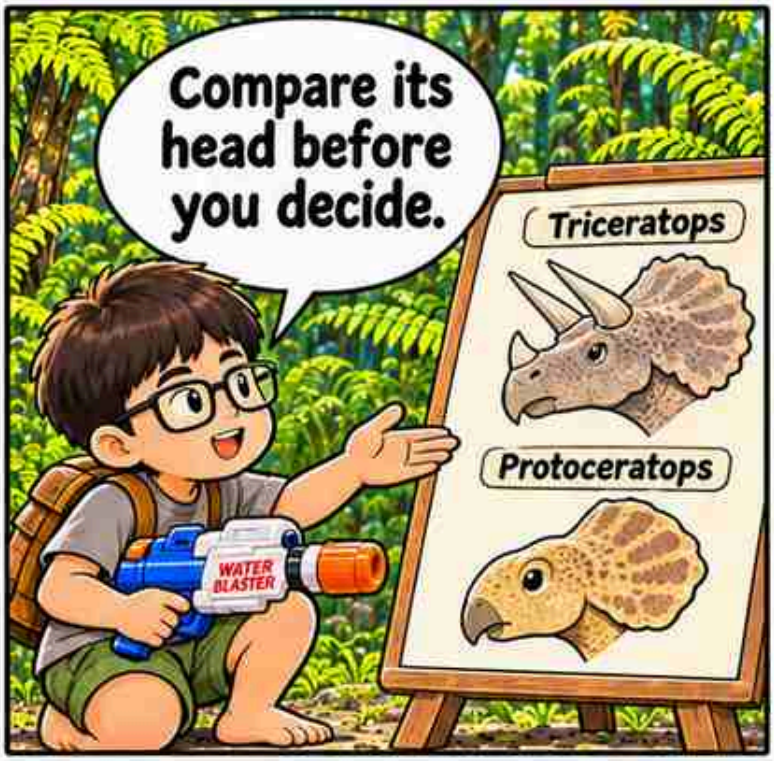
Compare its head before you decide.
Triceratops
Protoceratops
WATER BLASTER


I do not see the long brow horns.


This is Protoceratops.
WATER BLASTER


The frill looks familiar.

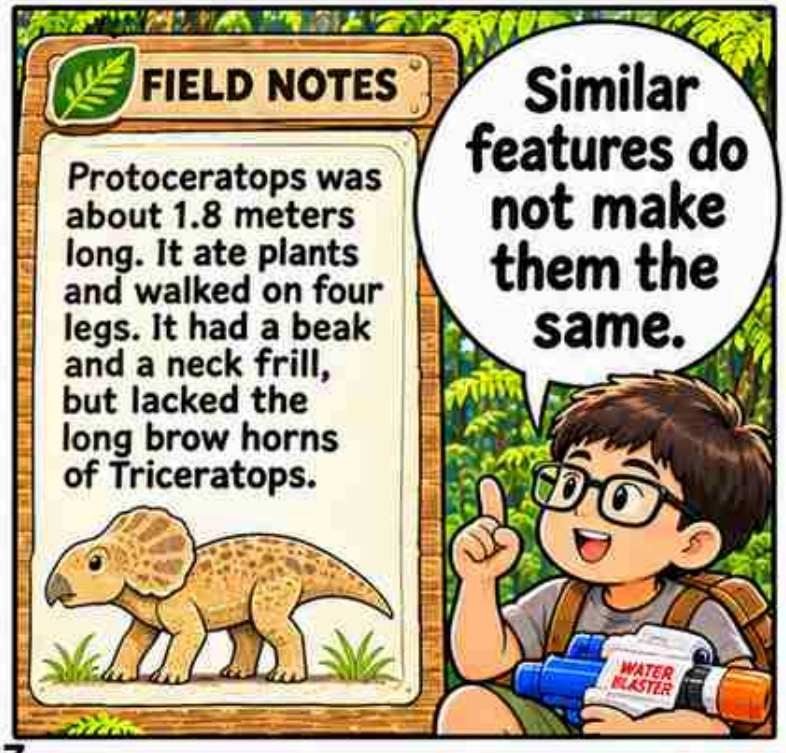
FIELD NOTES
Protoceratops was about 1.8 meters long. It ate plants and walked on four legs. It had a beak and a neck frill, but lacked the long brow horns of Triceratops.
Similar features do not make them the same.
WATER BLASTER


A grown one could still be small.
About 1.8 meters long.
≈ 1.8 m
WATER BLASTER
That is much shorter than Triceratops.
Protoceratops
≈ 1.8 m
Triceratops
≈ 6 – 9 m
Size alone did not tell us its age.
Shape gave us another clue.
Protoceratops
(broad frill)
Triceratops
(with three horns)
I will correct my first label.
Baby Triceratops
Adult Protoceratops


These windows connect distant habitats.
Can we return through the same opening?
Only while it stays steady.
We should observe from this side.
I like a clear way back.
Mark the window on our map.


I can only see the frill now.


I drew what I saw before it turned.


Good notes help when the view changes.


Beak, frill, four legs.


And no long brow horns.


That is a stronger description.


Those three clicks again.
Like the sound beyond the hill.
WATER BLASTER
The window moved at the same time.
Are the two events connected?
Record the timing. We need to check.
Back to the steady path, everyone.

PIG KING / BOOK 5 / UNIT 9

QUEST REVIEW



WORD BANK

similar	different	frill
region	window	evidence

1. The time _____ let us see another place.
2. The protoceratops had a neck _____.
3. Our _____ showed the two dinosaurs were not the same.

PUT THE STORY IN ORDER

Put the events in the right order.

Write 1, 2, and 3 in the boxes.



THINK AND EXPLAIN

What clue helped the friends change their idea?

They noticed _____.

_____

_____

BE A RESEARCHER

Compare features without assuming two animals are the same.

PIG KING / BOOK 5 / UNIT 10

THE HIDDEN PATTERN

Name: _____ Date: _____







pattern



a repeating order of shapes or changes

blend



to mix together so it looks like one

outline



the outer line that shows a shape

detail



a small part that gives more information

mistake



something that is not right

revise



to make a better idea by changing it




I cannot find the mother.
Look for the edge of her frill.
I see green everywhere.
Search for an outline, not just a color.
Watch quietly from this ridge.
There! A horn moved.


Her colors blend with these leaves.
That makes her harder for us to see.
WATER BLASTER
Were real Triceratops this green?
We do not know their exact colors.
Our drawings show this adventure.
Keep facts and imagination clear.


I found another tail!


Where are its legs?


It joins that tree trunk.


Look at the whole shape.


It is only a bent branch.


Finding a mistake is part of learning.


My sketch shows two long horns.


From here, one hides behind the other.


Our viewing positions are different.


So both drawings need a note.


Mark where you stood.


That will explain the difference.


This purple shape has a straight seam.
A leaf would not have stitches.
Look carefully at the edge.
It may be part of clothing.
Sketch it where it lies.
Another detail for our map.


I changed three ideas today.


I changed a dinosaur into a branch!


Better evidence helps us revise.


The wind is getting stronger.


We should choose shelter before dark.


Let us observe the sky next.

PIG KING / BOOK 5 / UNIT 10

QUEST REVIEW



Use the word bank to complete the sentences.

Word Bank

pattern blend outline
detail mistake revise

1. Colors can _____ with the leaves.
2. Finn made a _____ when he thought a twig was a tail.
3. We decided to _____ our idea after a new detail.

PUT THE STORY IN ORDER



They compare notes and prepare for weather.



They find a green Triceratops in the leaves.



Finn thinks a twig is a tail, but it moves with the wind.

THINK AND EXPLAIN



What clue helped the friends change their idea?

They noticed

_____

_____

_____

BE A RESEARCHER

Revise your idea when a new detail appears.



We checked patterns, noticed a mistake, revised our idea, and are ready for the weather.



PIG KING
BOOK 5
UNIT 11

AFTER THE RAIN

Name: _____ Date: _____









shelter



A safe place that keeps you dry and protected.

slope



A surface that goes up or down at an angle.

puddle



A small pool of water on the ground.

change



To become different.

before



The time that comes earlier.

after



The time that comes later.



I notice _____


Dark clouds are moving this way.


The wind has changed.


Look for ground above the stream.


This rock ledge offers shelter.


We should mark our place first.


I will check the ground behind us.


Our clear tracks are fading.
Rain is changing their edges.
A fresh mark may look older now.
That matters when we compare tracks.
Add the weather to the notes.
Before rain and after rain.


That dark patch looks deep.
I can see leaves reflected in it.
A reflection can confuse the view.
WATER BLASTER
We will stay on firm ground.
I will compare it from another angle.
Now I can see the shallow edge.


The low path is covered in water.


We used it yesterday.


A safe route can change after rain.
WATER BLASTER


Follow the higher marked path.


Even the dinosaur is avoiding that hollow.


We need a new route on the map.


The rain uncovered something square.
Another stone?
Its edge is smooth and even.
WATER BLASTER
It looks like part of a small box.
Record it without touching it.
We can compare it with the other marks.


The box is near the clicking sound.


Does it make the time windows?


That is a possible explanation.


We have not seen it work yet.
WATER BLASTER


Then we should watch from a safe place.


Tomorrow, we will test our idea.

PIG KING

BOOK 5 UNIT 11

QUEST REVIEW

Use the words in the box to complete the sentences.

shelter slope
puddle change
before after

1. We found a safe _____ on high ground.
2. The ground can _____ when it rains.
3. Look at the forest _____ and _____ the rain.

Put the story in order. Write 1, 2, or 3 in the boxes.



They found a square box after the rain.



They checked the dark puddle.



They choce shelter on high ground.

Think and explain. What clue helped the friends change their idea?

They noticed _____.

_____

_____

Be a researcher. Compare the same place before and after a change.

Use the words shelter, slope, puddle, change, before, after to review what we learned.

- ☐ We chose a safe shelter on a slope.
- ☐ A puddle showed a new change.
- ☐ We compared the place before and after the rain.

Remember our big idea. Observe carefully and change our plan when needed.

WATCHERS IN THE DARK

Name: _____ Date: _____







silhouette a dark shape that shows the outline.



rustle a soft sound of things moving.



reflect to send back light from a surface.



quiet very little sound around.



source the place where something begins.



uncertain not sure or not clear.



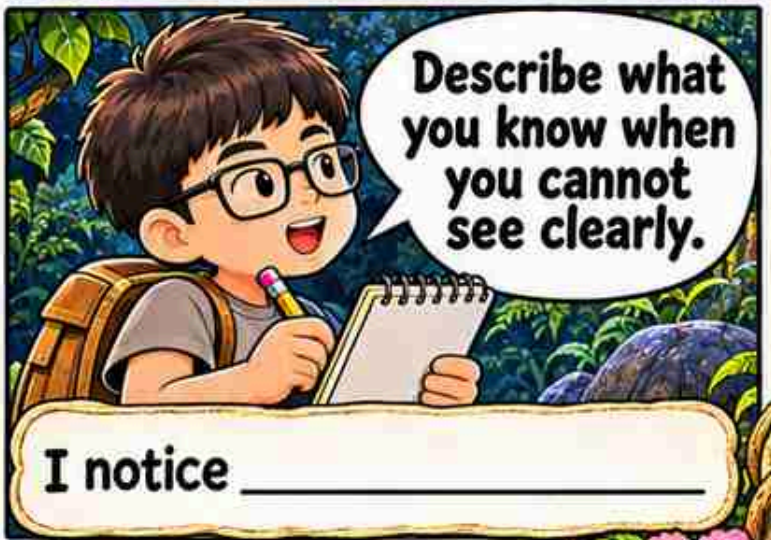

I notice _____


Something huge is beside the camp!
I can only see a dark outline.
That outline is a silhouette.
WATER BLASTER
Stay together and keep the path clear.
We should find the source of the shadow.
I will stay right here.


The shadow moves with that branch.
The wind is pushing it.
Another branch tricked me!
Low light hides details.
WATER BLASTER
Move the lamp gently toward the ground.
Now the edge is easier to see.


I hear leaves moving.
Can you see what is under them?
No. Write that the source is unknown.
I wanted to call it a dinosaur.
A sound alone cannot tell us that.
Unknown is a useful answer.


There is a light in the puddle.
It matches the light above us.
That one is a reflection.
WATER BLASTER
But the light near the box blinks.
Watch its pattern without approaching.
Three flashes, then a pause.


Three flashes and three clicks.
They happened together again.
We have observed them twice now.
WATER BLASTER
The pattern is repeating.
Keep watching from shelter.
Our guess has more evidence now.


Someone is picking up the box.
I can see a purple sleeve.
Stay hidden. Do not follow in the dark.
Record the direction they leave.
Toward the stone arch.
We will inspect the route in daylight.

PIG KING / BOOK 5 / UNIT 12

QUEST REVIEW

Let's review what we learned in Unit 12.

Use the words below to complete the sentences.

WORD BANK

silhouette rustle
reflect quiet
source uncertain

1. A dark _____ moved between the trees at night.
2. The leaves began to _____ near the bushes.
3. We were _____ about what it really was.

PUT THE STORY IN ORDER

The events from Unit 12 are mixed up. Write 1, 2, 3 in the boxes to put them in order.

- ☐  They heard leaves rustling.
- ☐  A cloaked figure picked up the box.
- ☐  They camped on a ridge and saw a shadow.

THINK AND EXPLAIN

What clue helped the friends change their idea?

They noticed _____

_____

_____

BE A RESEARCHER

Describe what you know when you cannot see clearly.

PIG KING
BOOK 5
UNIT 13

THE MARK ON THE MAP

Name: _____ Date: _____





location



a specific place on a map

record



to write information down to remember it

connect



to show how two things are related

fact



a piece of information that is true

guess



an idea about what might be true

check



to look carefully and see if it is right

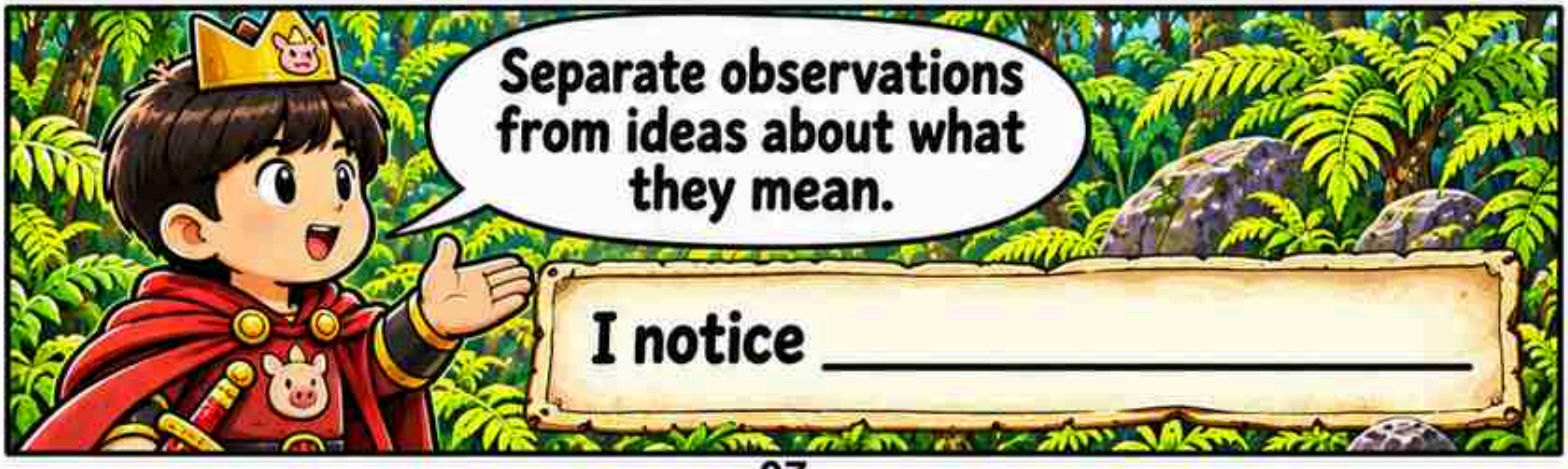

I notice _____


We have many clues now.
Tracks, thread, and a clicking box.
Put each clue at its location.
Some places form a line.
Check the distances before drawing it.
I will use the river as a guide.


What did we actually see?
SAW
THINK
• A purple sleeve lifted the box.


A purple sleeve lifted the box.


I think the stranger controls the windows.


Keep that idea in a different column.
SAW
THINK
• A purple sleeve lifted the box.
• The stranger controls the windows.


Seen and guessed are different kinds of notes.
SAW: What really happened.
THINK: What we believe or guess.


Both can help if we label them.
SAW
THINK
• A purple sleeve lifted the box.
• The stranger controls the windows.
Seen fact
Our guess
WATER BLASTER


The box is gone.
Its shape remains in the mud.
Compare it with yesterday's sketch.
WATER BLASTER
The corners match.
And the boot mark points toward the arch.
Two clues support the same route.


This window has faded too.
Did removing the box close it?
We do not know yet.
Record what changed and when.
WATER BLASTER
The box disappeared before dawn.
The window was gone by morning.


The shortest path crosses the herd.
We will take the ridge instead.
It is longer but clearer.
We can observe the arch from above.
WATER BLASTER
Mark a safe way back too.
A map should help us return.


Someone is beside the arch.
The same purple sleeve!
Lower your voices.
WATER BLASTER
Observe from here.
I can see the box on the ground.
We may finally see what it does.

PIG KING / BOOK 5 / UNIT 13

QUEST REVIEW





WORD BANK

location record connect fact guess check

1. A _____ tells where something is.
2. We _____ what we see in a notebook.
3. A _____ is an idea that may be true.

PUT THE STORY IN ORDER



They saw a purple hood beside the arch.



They reviewed their map at camp.



They found the empty box mark.

THINK AND EXPLAIN

What clue helped the friends change their idea?

They noticed _____

_____

_____

BE A RESEARCHER

Separate observations from ideas about what they mean.

SOMEONE WAS HERE

Name: _____ Date: _____





device



A tool or machine that does a job.

repeat



To do the same thing again.

sequence

1 → 2 → 3

A fixed order of steps, actions, or parts.

hidden



Not easy to see or find.

purpose



The reason something is done.

warning



A sign or message that tells you to be careful.



Observe a repeated sequence before drawing a conclusion.

I notice _____


The stranger is turning something.


A small dial on the box.


Watch the order of events.
WATER BLASTER


Stay below the ridge line.


I will count the flashes.


I will watch the arch.


Three flashes!
I heard three clicks too.
The air inside the arch is moving.
First the box, then the window.
WATER BLASTER
That sequence matters.
Let us see if it repeats.


The stranger is doing it again.
Three flashes, then a pause.
Another window opened.
The same sequence happened twice.
WATER BLASTES
The device seems to affect the windows.
Now our idea has stronger evidence.


The paths are opening as planned.
Did you hear that?
Write the words carefully.
WATER BLASTER
We still do not know the whole plan.
Or why the stranger is studying dinosaurs.
I do not like that hidden box.


We have enough to report.


Should we take the box?


We do not know what touching it might do.

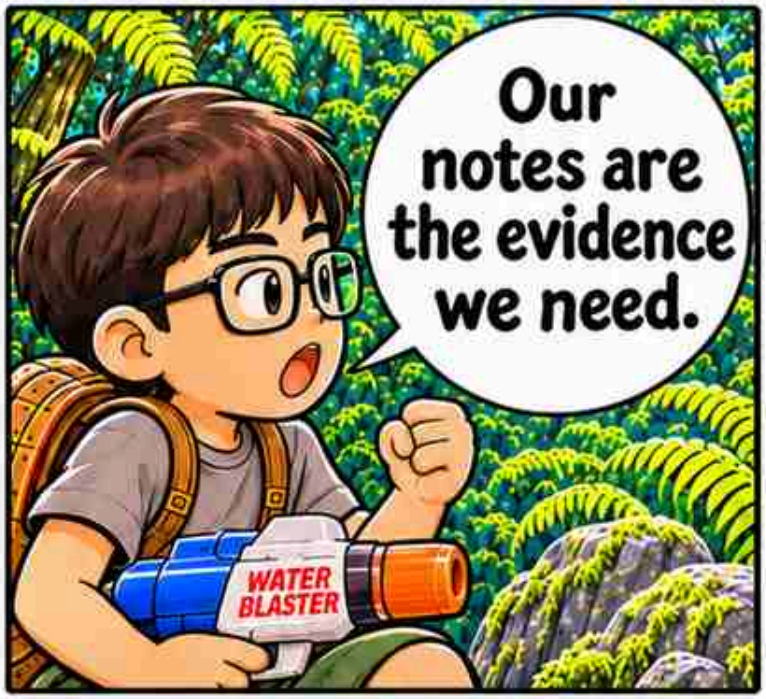
Our notes are the evidence we need.
WATER BLASTER


Let us use the path we marked.


Quiet steps, just like at the nest.


The return path is still unstable.
But we can keep learning about this world.
Our observations have helped us every day.
WATER BLASTER
We know its paths much better now.
And we have one another.
Tomorrow, we leave the quiet valley.

PIG KING / BOOK 5 / UNIT 14

QUEST REVIEW



WORD BANK

device	repeat	sequence
hidden	purpose	warning

FILL IN THE WORDS

1. A _____ is a tool that does a job.
2. The same _____ happened twice.
3. A _____ tells us to be careful.

PUT THE STORY IN ORDER

☐ 

They left the box alone.

☐ 

The stranger turned a dial.

☐ 

Three flashes came before the window opened.

THINK AND EXPLAIN



What clue helped the friends change their idea?

They noticed _____

_____

_____

BE A RESEARCHER

Observe a repeated sequence before drawing a conclusion.



BEYOND THE QUIET VALLEY

Name: _____ Date: _____







review
To look at information again.

combine
To put two or more things together.

prepare
To get things ready for what is next.



boundary
A natural limit that separates one place from another.

unknown
Something we do not know yet.

ahead
The part of the journey that is still to come.



I notice _____


Feet told us that the mother was hurt.
Armor taught us to keep our distance.
Shadows taught me to check twice.
Each observation changed our choices.
WATER BLASTER
Which route should we take next?
The ridge beyond the valley.


The rope is secure.
Our map is dry.
My notebook has space for new clues.
WATER BLASTER
Check the way back one more time.
We are ready to travel together.
No one walks ahead alone.


There is our first dinosaur family.


The mother walks evenly now.


All four feet touch the ground.
WATER BLASTER


That was the clue that started everything.


Let them graze in peace.


Goodbye, little friend.


These tracks are different.
Three long toes in each mark.
Measure and sketch them first.
WATER BLASTER
The edges are still sharp.
Keep watch on the trees ahead.
Something large passed this way.


This branch has just broken.
I heard a low sound beyond the rocks.
Tracks, broken plants, and a sound.
WATER BLASTER
Several clues point the same way.
Move behind that solid rock.
Shields ready, everyone.


We learned how to observe.
Now we must use what we learned.
WATER BLASTER
Those footsteps are getting closer.
Stay together.
We are ready.
Whatever comes next, we face it together.
WATER BLASTER

PIG KING

BOOK 5 / UNIT 15

QUEST REVIEW



Word Bank

review | combine | prepare | boundary | unknown | ahead

Use the words in the word bank to complete the sentences.

1. The friends will _____ what they learned in this unit.
2. They will _____ the clues to make a better plan.
3. A new and _____ challenge may be waiting _____.

PUT THE STORY IN ORDER

The pictures show three main events from this unit. Read and number them in the correct order.



The five heroes reviewed their notebook of all known species.



They said farewell to the green Triceratops mother and baby.



They reached the valley exit and saw a huge shadow.

THINK AND EXPLAIN

Which clues helped the friends prepare?

They noticed _____

_____.

BE A RESEARCHER

Draw two clues. Explain how they help you make a plan.



