PODONG PIG ADVENTURES

BOOK 2

PIG KING

Friends in the Forest



글쓴이 김광현

BOOK 2

CONTENTS

PIG KING

LESSON		PAGE
01	Follow the Sound	1
02	Wait for Me	9
03	Ember Again	17
04	Feet on the Ground	25
05	Learn to Stop	33
06	Ready Hands	41
07	One Step Aside	49
08	A Little Stronger	57
09	Pull Together	65
10	Help the Smallest	73
11	A Safe Way Across	81
12	A Vest for Practice	89
13	Think Before You Move	97
14	The Path We Made	105
15	A Boat by the River	113

Each unit: Words + 6 Story Pages + Review
15 Units of Adventure.

PIG KING

BOOK 2

UNIT 1

Follow the Sound

QUEST START

Name:

Date:

WORD INVENTORY



tap
a light hit



sound
something you hear



listen
use your ears



rest
stop and relax



lift
move something up



together
with each other

KEY EXPRESSIONS





YOUR QUEST



Find out what is in the grass.
Help a friend..

1


Something round was in the grass.
What is this?
It moved a little.
It was Monkey. He was taking a rest.
Just...
one more minute.


Podong waited. Oak waited.
A leaf fell on Monkey.
Has it been a minute?
Not quite.
Oak looked at the fallen sign.


Monkey had tried to fix the sign.
The board was too heavy for him.
Can you help me lift it?
Let us help together.
Monkey sat up. For a moment.


Podong tried to lift one end.
His feet slid on the dry leaves.
Oak pointed to a clear, flat place.
Put your feet here.
This feels steady.


Podong and Oak held the sign.
Monkey held the wooden peg.
They waited for Oak to count.
One, two, three. Lift!
Now I can put it in.


Monkey tapped the peg into place.
The sign stood beside the path again.
Its arrow pointed to a sunny clearing.
All done! Time for a rest.
Another one?

PIG KING
BOOK 2
UNIT 1

QUEST REVIEW

Remember. Speak. Complete your quest.

CHECK YOUR INVENTORY

Write the words.

1. _____ a light hit
2. _____ something you hear
3. _____ use your ears
4. _____ stop and relax

Word Bank

tap sound
listen rest

PUT THE STORY IN ORDER

Write 1, 2 or 3.



☐ A Steady Place



☐ A Job Well Done



☐ Something in the Grass

USE YOUR SKILLS

Read with a friend.





MY NEXT QUEST

Draw a friend you can help.

I can help _____.

QUEST COMPLETE

HELPING HANDS BADGE

PIG KING
BOOK 2
UNIT 2

Wait for Me

QUEST START

Name:

Date:

WORD INVENTORY



fast
moving quickly



slow
not fast



wait
stay until someone comes



pace
how fast you move



beside
next to



rest
stop and relax

KEY EXPRESSIONS





YOUR QUEST



Find a pace for everyone.

2


Rabbit raced down the path.
They are following me!
Podong looked into the grass.
Who is following you?
Rabbit hid behind Oak.


The grass shook.
Podong held his breath.
Wait. Let us look.
A line of ducklings came out.
These little ones?


A grain of corn fell from the basket.
Then another one fell.
Your basket has a hole.
They want my corn!
The last duckling looked hungry.


Oak helped cover the hole.
Rabbit took two big hops.
Please wait for me.
Let us walk together.
The ducklings followed at a slower pace.


They stopped in the shade.
Rabbit shared a little corn.
Is this our picnic?
It is their picnic.
Podong looked at the tiny meal.


Everyone reached the clearing.
Rabbit counted the ducklings.
One, two, three...
Podong, you are not a duck.
Oh. Right.

PIG KING
BOOK 2
UNIT 2

QUEST REVIEW

Remember. Speak. Complete your quest.

CHECK YOUR INVENTORY

Write the words.

1. _____ moving quickly
2. _____ not fast
3. _____ stay until someone comes
4. _____ how fast you move

Word Bank

fast slow
wait pace

PUT THE STORY IN ORDER

Write 1, 2 or 3.



_____ Someone Is Following Me



_____ The Last Duckling



_____ Wait for Me

USE YOUR SKILLS

Read with a friend.



MY NEXT QUEST

Draw friends walking together.

Please wait for _____.

QUEST COMPLETE

SHARED PACE BADGE

PIG KING

BOOK 2

UNIT 3

Ember Again

QUEST START

Name:

Date:

WORD INVENTORY



teacher
someone who helps you learn



learn
find out how to do something



practice
do something to get better



bow
bend forward to greet



space
room to move



begin
start

KEY EXPRESSIONS





YOUR QUEST



Learn how to begin..


Ember was older than Podong.
He was a martial arts teacher.
He did not move at all.
That must be hard training.
He is very still.
Ember moved only his eyes.


Will you teach me?
Yes. But first...
First, I must stand still?
?
First, help me with this frog.
A small frog sat on his head.


Oak held out a wide leaf.
The frog hopped onto it.
Thank you. My neck was tired.
I thought that was the lesson.
The frog looked very proud.


Ember bowed to Podong.
Podong bowed back.
We begin with a greeting.
Thank you, Teacher.
Podong bowed to the frog, too.


Ember showed one slow step.
Podong copied the move.
Watch, then try.
I can take one step.
The frog took a much bigger hop.


Podong practiced standing still.
Something landed on his head.
Is it my turn?
It is only a leaf.
Podong let out a long breath.

PIG KING

BOOK 2

UNIT 3

QUEST REVIEW

Remember. Speak. Complete your quest.

CHECK YOUR INVENTORY

Write the words.

1. _____ someone who helps you learn
2. _____ find out how to do something
3. _____ do something to get better
4. _____ bend forward to greet

Word Bank

teacher learn
practice bow

PUT THE STORY IN ORDER

Write 1, 2 or 3.



_____ A Bow for Everyone



_____ A Very Still Teacher



_____ A Leaf on His Head

USE YOUR SKILLS

Read with a friend.



MY NEXT QUEST

Draw yourself learning.

I want to learn _____.

QUEST COMPLETE

READY TO LEARN

PIG KING

BOOK 2

UNIT 4

Feet on the Ground

QUEST START

Name:

Date:

WORD INVENTORY



feet
the parts you stand on



ground
the land under you



wide
far from side to side



steady
not shaking



balance
keep from falling



bend
make a joint less straight

KEY EXPRESSIONS





YOUR QUEST



Build a steady stance.

25


Ember put two leaves on the ground.
Put your feet beside these.
Podong watched the leaves.
This will be easy.
One leaf moved a little.


Podong put one foot down.
The other leaf moved away.
Wait for me!
Both leaves moved again.
Is the ground walking?


Ember bent down to look.
Little ants were carrying the leaves.
The ground is not moving.
My marks are leaving!
The ants did not stop.


They chose a clear, flat place.
Keep your feet apart.
Podong bent his knees a little.
I feel steady now.
His feet stayed where he put them.


Oak brought a light basket.
Podong set his feet first.
Ready to lift?
My feet are ready.
The basket rose without a wobble.


Podong had learned a steady stance.
Ember looked for the other leaves.
Where are my marks?
They are all going home.
The last leaf went past them.



CHECK YOUR INVENTORY

Write the words.

1. _____ the parts you stand on
2. _____ the land under you
3. _____ far from side to side
4. _____ not shaking

Word Bank

feet ground
wide steady

PUT THE STORY IN ORDER

Write 1, 2 or 3.



☐ Two Leaf Marks



☐ Feet Stay Here



☐ All Packed Up

USE YOUR SKILLS

Read with a friend.





MY NEXT QUEST

Draw your steady stance.

I feel _____.

QUEST COMPLETE

STEADY STANCE SKILL

PIG KING

BOOK 2

UNIT 5

Learn to Stop

QUEST START

Name:

Date:

WORD INVENTORY



stop
end your movement



start
begin moving



signal
a sign to do something



control
move the way you choose



calm
quiet and not upset



breathe
take air in and out

KEY EXPRESSIONS





YOUR QUEST



Stop with control..

5


Ember marked a line with a rope.
Stop when I say stop.
Podong began to walk.
I will listen.
Ember took a deep breath.


Stop!
Podong stopped before the line.
So did Rabbit. And Monkey.
Everyone is very good at this.
Ember looked around the clearing.


May I eat now?
May I finish my banana?
I meant Podong.
They listened very well.
Nobody wanted to move first.


You may go on.
Rabbit took a careful bite.
Podong tried the lesson again.
Go slowly first.
This time, Podong watched the signal.


Podong took two small steps.
Ember raised his hand.
Stop.
I can stop in time.
Both feet stayed inside the line.


Now you give the signal.
Stop!
Ember stopped in the middle of a yawn.
Very good, Teacher.
Ember could not finish his yawn.



CHECK YOUR INVENTORY

Write the words.

1. _____ end your movement
2. _____ begin moving
3. _____ a sign to do something
4. _____ move the way you choose

Word Bank

stop start
signal control

PUT THE STORY IN ORDER

Write 1, 2 or 3.



☐ Start Again



☐ The Teacher Listens



☐ A Clear Signal

USE YOUR SKILLS

Read with a friend.





MY NEXT QUEST

Draw your stop signal.

I can stop. _____.

QUEST COMPLETE

STOP WITH CONTROL SKILL

PIG KING
BOOK 2
UNIT 6

Ready Hands

QUEST START

Name:

Date:

WORD INVENTORY



hands
the parts you hold things with



guard
a position that helps protect you



raise
move up



elbow
the joint in your arm



relax
let your body feel less tight



safe
away from harm

KEY EXPRESSIONS





YOUR QUEST



6

Learn a relaxed guard..


Ember raised his hands near his chest.
Keep your hands up.
A leaf floated down.
Is that part of the lesson?
Another leaf landed beside him.


More leaves came down.
Podong raised his hands higher.
His hands covered his eyes.
I am ready!
Can you see anything?


Now I can see!
Ember pointed to a tree.
Something moved by a hole.
Who is making it rain?
A little tail flicked above them.


Squirrel was cleaning his home.
He swept the leaves outside.
Oh! Is someone down there?
I think I found your leaves.
A small pile sat on his head.


They moved to a clear place.
Podong relaxed his shoulders.
Feet first, then hands.
I can see and move now.
He held a calm, ready guard.


Podong finished with a bow.
One last leaf slid down his snout.
Sorry. Last one!
Are you sure?
Everyone looked at the branch.

PIG KING
BOOK 2
UNIT 6

QUEST REVIEW

Remember. Speak. Complete your quest.

CHECK YOUR INVENTORY

Write the words.

1. _____ the parts you hold things with
2. _____ a position that helps protect you
3. _____ move up
4. _____ the joint in your arm

Word Bank

hands guard
raise elbow

PUT THE STORY IN ORDER

Write 1, 2 or 3.



☐ Ready Hands



☐ A Very Leafy Bow



☐ Spring Cleaning

USE YOUR SKILLS

Read with a friend.



MY NEXT QUEST

Draw your ready guard.

My hands are up. _____.

QUEST COMPLETE
READY GUARD SKILL

PIG KING

BOOK 2

UNIT 7

One Step Aside

QUEST START

Name:

Date:

WORD INVENTORY



side
one part next to the middle



step
move one foot



space
room to move



turn
face a new direction



slowly
without moving fast



clear
with nothing in the way

KEY EXPRESSIONS





YOUR QUEST



Move without rushing..


Podong walked toward the clearing.
A little bush moved behind him.
Did that bush move?
He stopped. The bush stopped.
Oak watched from the path.


Podong stepped to the right.
The bush moved to the right.
He stepped to the left.
It knows my moves!
Look behind you.


A branch was caught on his bag.
Oak lifted it free.
So I was moving the bush!
It was a very good follower.
The branch stayed on the ground.


Ember checked the ground.
Look before you move.
Podong took one small step.
I am still steady.
His bag stayed clear of the branches.


Oak came down the path with a basket.
Take one step to the side.
Podong made room for Oak.
Thank you for the space.
Podong smiled at his new skill.


The bush moved again.
Podong looked at his bag.
But I am not moving!
A long tail curled out of the leaves.
This bush has a tail.

PIG KING
BOOK 2
UNIT 7

QUEST REVIEW

Remember. Speak. Complete your quest.

CHECK YOUR INVENTORY

Write the words.

1. _____ one part next to the middle
2. _____ move one foot
3. _____ room to move
4. _____ face a new direction

Word Bank

side step
space turn

PUT THE STORY IN ORDER

Write 1, 2 or 3.



_____ The Following Bush



_____ Room to Move



_____ Not Again

USE YOUR SKILLS

Read with a friend.



MY NEXT QUEST

Draw a clear space to move.

I can step aside. _____

QUEST COMPLETE

CAREFUL FOOTWORK SKILL

PIG KING

BOOK 2

UNIT 8

A Little Stronger

QUEST START

Name:

Date:

WORD INVENTORY



stronger
having more strength than before



wrap
cover by winding cloth around



wrist
the joint by your hand



care
look after something



earn
get through effort



patient
able to keep trying calmly

KEY EXPRESSIONS





YOUR QUEST



Notice what practice can change..

8


Podong saw a big shadow.
It had two very strong arms.
Are those my arms?
He raised his hands.
The big shadow raised its hands, too.


Podong made a mighty pose.
His shadow looked even bigger.
I have been practicing!
He looked down at his small arms.
Why do they look the same?
?


Oak stepped out from behind him.
The big arms went with Oak.
These blankets are heavy.
There go my muscles.
Ember tried not to laugh.


Ember brought the practice basket.
Podong lifted it without a wobble.
You are getting stronger.
Even without the big shadow?
?
Ember gave him two soft wrist wraps.


Ember showed him how to wrap his wrists.
Soft and snug. Not too tight.
Podong opened and closed his hands.
They feel good.
Take care of them.
I will.


Podong helped carry the light basket.
His shadow was small again.
I will keep practicing.
That is how you grow.
Small arms could still do good work.

PIG KING
BOOK 2
UNIT 8

QUEST REVIEW

Remember. Speak. Complete your quest.

CHECK YOUR INVENTORY

Write the words.

1. _____ having more strength than before
2. _____ cover by winding cloth around
3. _____ the joint by your hand
4. _____ look after something

Word Bank

stronger wrist
wrap care

PUT THE STORY IN ORDER

Write 1, 2 or 3.



☐ Real Progress



☐ The Strongest Shadow



☐ The Right Size

USE YOUR SKILLS

Read with a friend.





MY NEXT QUEST

Draw something you care for.

I will take care of _____.

QUEST COMPLETE

CREAM WRIST WRAPS

PIG KING

BOOK 2

UNIT 9

Pull Together

QUEST START

Name:

Date:

WORD INVENTORY



log
a thick piece of a tree



rope
a strong cord



pull
move something toward you



hold
keep in your hands



team
people working together



count
say numbers in order

KEY EXPRESSIONS





YOUR QUEST



Use a steady stance to help..

9


A hollow log lay across the path.
A loud sound came from inside it.
SNORE
Does this log have a stomach?
?
Oak bent down to listen.
The log snored again.
SNORE


Something round filled the hole.
It moved in and out.
That is not part of the tree.
It is a nose!
The nose gave a little sneeze.


Boar had been sleeping in the log.
Such a nice little room.
Your room is blocking the path.
Boar came out with a long yawn.
Then let us move my room.


Oak tied a rope around the empty log.
Hold this end.
Podong set his feet on clear ground.
I am ready.
Everyone waited for the count.


One, two, three. Pull!
They pulled at the same time.
The log moved off the path.
Stop. That is far enough.
The path was clear again.


Boar looked at the log in its new place.
Much better. Thank you.
He climbed into his little room.
Are you going to sleep again?
The answer was a very loud snore.
Z Z Z

PIG KING
BOOK 2
UNIT 9

QUEST REVIEW

Remember. Speak. Complete your quest.

CHECK YOUR INVENTORY

Write the words.

1. _____ a thick piece of a tree
2. _____ a strong cord
3. _____ move something toward you
4. _____ keep in your hands

Word Bank

log rope
pull hold

PUT THE STORY IN ORDER

Write 1, 2 or 3.



☐ A Better Room



☐ A Rope for the Team



☐ The Noisy Log

USE YOUR SKILLS

Read with a friend.





MY NEXT QUEST

Draw your team.

We can _____ together.

QUEST COMPLETE

TEAMWORK BADGE

PIG KING
BOOK 2
UNIT 10

Help the Smallest

QUEST START

Name:
Date:

WORD INVENTORY



smallest
smaller than all the others



gap
a space between things



reach
get close enough to touch



fit
be the right size



gently
with care and little force



choose
pick one thing

KEY EXPRESSIONS





YOUR QUEST



Choose the right helper for the job.

10


Mouse ran up to Podong.
My great treasure is in there!
A tiny pouch lay between two rocks.
We will help you.
Oak looked at the narrow gap.


Oak was too wide to fit.
He looked down at his wooden armor.
I can fit through here.
I will hold your bag.
Mouse waited with both hands together.


Podong reached toward the little pouch.
Please hold it gently.
Very gently. I promise.
He brought it back into the light.
Mouse gave a huge sigh of relief.


Mouse opened the pouch.
One little seed rolled out.
That is the great treasure?
My best seed!
Podong looked at the seed. Then at Mouse.


Mouse set out a grand feast.
Each plate held one tiny crumb.
Please, eat as much as you like!
Thank you. It looks... lovely.
Oak picked up his crumb with great care.


A low rumble broke the silence.
Mouse looked up at the clear sky.
Is a storm coming?
No. Just my stomach.
Oak quietly opened their food bag.

PIG KING

BOOK 2

UNIT 10

QUEST REVIEW

Remember. Speak. Complete your quest.

CHECK YOUR INVENTORY

Write the words.

1. _____ smaller than all the others
2. _____ a space between things
3. _____ get close enough to touch
4. _____ be the right size

Word Bank

smallest gap
reach fit

PUT THE STORY IN ORDER

Write 1, 2 or 3.



☐ One Seed



☐ A Very Honest Stomach



☐ A Great Treasure

USE YOUR SKILLS

Read with a friend.



MY NEXT QUEST

Draw a job for a small helper.

I can help with _____.

QUEST COMPLETE

SMALL AND HELPFUL BADGE

PIG KING
BOOK 2
UNIT 11

A Safe Way Across

QUEST START

Name:

Date:

WORD INVENTORY



stream
a small flow of water



stone
a piece of rock



wet
covered with water



dry
not wet



test
check how something works



across
from one side to the other

KEY EXPRESSIONS





YOUR QUEST



Choose a safe way over the stream.

11


Water crossed the forest path.
Podong stared at the shining stones.
How will we get across?
Let us look first.
Podong took a very serious breath.


Some stones were wet and smooth.
Test it before you step.
Podong pointed with a little twig.
This way looks safer.
Oak waited for the great plan.


Oak looked at Podong's feet.
One foot was already on each side.
I think you are across.
Already?
It was a very small stream.


Then Podong saw Snail by the water.
For Snail, the stream was very wide.
I cannot reach the other side.
We can make a little bridge.
Podong looked at his planning twig.


Podong placed the twig across the water.
Oak checked that it was steady.
Your bridge is ready.
Thank you. Here I go!
Snail began the great crossing.


The friends waited.
Snail reached the other side at last.
That was fast!
Very fast. For a snail.
Everyone admired the little bridge.

PIG KING

BOOK 2

UNIT 11

QUEST REVIEW

Remember. Speak. Complete your quest.

CHECK YOUR INVENTORY

Write the words.

1. _____ a small flow of water
2. _____ a piece of rock
3. _____ covered with water
4. _____ not wet

Word Bank

stream stone
wet dry

PUT THE STORY IN ORDER

Write 1, 2 or 3.



_____ Someone Smaller



_____ A Great Crossing



_____ Very Fast for a Snail

USE YOUR SKILLS

Read with a friend.



MY NEXT QUEST

Draw a safe way across.

This way is _____.

QUEST COMPLETE

SAFE CROSSING BADGE

PIG KING

BOOK 2

UNIT 12

A Vest for Practice

QUEST START

Name:

Date:

WORD INVENTORY



vest
a top without sleeves



lesson
a time for learning



remember
keep something in your mind



skill
something you learn to do well



ready
able to begin



proud
happy about what you have done

KEY EXPRESSIONS





YOUR QUEST



Show what you have learned.

12


Show me what you remember.
Podong set his feet and raised his hands.
He stopped at the signal.
I am ready.
Ember reached for a folded vest.


Podong unfolded the black vest.
It was very, very wide.
Will I grow that much today?
Ember looked at the other folded vest.
Oh. That one is mine.


Podong tried one little step.
The vest moved like a curtain.
Where are your feet?
?
They are still in here.
Mouse looked at the enormous pocket.


Ember picked up the smaller vest.
This one is for you.
It is my size!
You earned it by practicing.
Podong put on the practice vest.
I am still learning.


Keep your feet steady.
Podong set his feet apart.
Hands up. Stay relaxed.
Podong raised his hands.
Can you stop in time?
Yes. Watch me.


Podong took one slow step.
Stop!
Podong stopped with both feet steady.
Good. You listened first.
Thank you for teaching me.
Keep learning. Help your friends.



CHECK YOUR INVENTORY

Write the words.

1. _____ a top without sleeves
2. _____ a time for learning
3. _____ able to begin
4. _____ happy about what you have done

Word Bank

vest lesson
ready proud

PUT THE STORY IN ORDER

Write 1, 2 or 3.



☐ The Right Size



☐ A Very Big Vest



☐ Show Your Skills

USE YOUR SKILLS

Read with a friend.



MY NEXT QUEST

Draw a skill you can practice.

I can practice _____.

QUEST COMPLETE
PRACTICE VEST

PIG KING

BOOK 2

UNIT 13

Think Before You Move

QUEST START

Name:

Date:

WORD INVENTORY



plan
ideas for what to do



stuck
not able to move



push
move something away



turn
move to face another way



clear
with nothing in the way



careful
taking care to stay safe

KEY EXPRESSIONS





YOUR QUEST



Make a plan before using strength.

13


Boar asked for help with his empty cart.
Podong pushed as hard as he could.
The cart did not move.
It must be very heavy.
Oak walked around to the other side.


There was nothing in the cart.
The wheels were not stuck.
Then why will it not move?
Let us think first.
Oak looked over the far end.


Boar was pushing from the other end.
They were pushing against each other.
I am helping!
So am I!
Oak covered his smile with one hand.
?
?


We need a better plan.
Boar took the handles.
Podong stood behind the cart.
Now we go the same way.
Both friends checked the clear path.


One, two, three.
Podong gave one gentle push.
The cart rolled easily.
Did it suddenly get lighter?
No one is pushing back now.


The little stone had not moved at all.
Podong looked down at it.
Sorry. It was not your fault.
Are you talking to a stone?
Just being polite.

PIG KING

BOOK 2

UNIT 13

QUEST REVIEW

Remember. Speak. Complete your quest.

CHECK YOUR INVENTORY

Write the words.

1. _____ ideas for what to do
2. _____ not able to move
3. _____ move something away
4. _____ move to face another way

Word Bank

plan stuck
push turn

PUT THE STORY IN ORDER

Write 1, 2 or 3.



☐ The Innocent Stone



☐ The Stubborn Cart



☐ One Direction

USE YOUR SKILLS

Read with a friend.



MY NEXT QUEST

Draw your plan to help.

First, we can _____.

QUEST COMPLETE

THINK FIRST BADGE

PIG KING

BOOK 2

UNIT 14

The Path We Made

QUEST START

Name:

Date:

WORD INVENTORY



map
a drawing that shows places



mark
a sign on something



route
a way from one place to another



repair
make something work again



follow
go after someone or something



river
a large flow of water

KEY EXPRESSIONS





YOUR QUEST



Use your skills to finish the forest route..


Podong opened the forest map.
A little red mark sat by the path.
We are here.
The red mark moved.
Are we?


The mark crossed the drawn stream.
Then it went toward a tree.
We are moving very fast.
But our feet are still here.
The mark stopped beside a hill.


Monkey leaned close to the map.
Your mark has legs.
It was a little ladybug.
Our map mark is going for a walk!
The ladybug opened its wings.


Let us mark the map ourselves.
They drew the clearing and the stream.
Monkey pointed to the repaired sign.
The river is this way.
Now the places joined into one route.


They followed their new forest route.
Rabbit came to the repaired sign.
Which way is the river?
Follow this path.
We made it together.
A little red visitor flew back.


The ladybug came back.
It landed on Podong's snout.
Now I know where you are.
Right under the red mark.
Monkey tried not to laugh.

PIG KING

BOOK 2

UNIT 14

QUEST REVIEW

Remember. Speak. Complete your quest.

CHECK YOUR INVENTORY

1. _____ a drawing that shows places
2. _____ a sign on something
3. _____ a way from place to place
4. _____ make something work again

Word Bank

map mark
route repair

PUT THE STORY IN ORDER

Write 1, 2 or 3.



☐ One Forest Route



☐ The Moving Mark



☐ A Tiny Visitor

USE YOUR SKILLS

Read with a friend.



MY NEXT QUEST

Draw a route you know.

I can go from _____.

QUEST COMPLETE

FOREST ROUTE BADGE

PIG KING
BOOK 2
UNIT 15

A Boat by the River

QUEST START

Name:

Date:

WORD INVENTORY



boat
something that carries you on water



bank
the ground beside a river



check
look to make sure



pack
put things in a bag



promise
say you will do something



journey
a trip to a new place

KEY EXPRESSIONS





YOUR QUEST



Prepare for the next journey..

15


The forest path ended by a wide river.
Hello, travelers!
This is Viking. He knows the river.
May we come with you?
Yes. Let us get ready first.
Podong looked across the water.


Viking checked the boat by the bank.
One thing at a time.
Oak checked the oars.
Podong checked his little bag.
Water and food. Both here.
Good. Check before you go.


Podong packed the map with care.
What will you do on a new path?
Look first.
Move slowly. Stop when I need to.
And listen to your guide.
I will listen.


Monkey came down to the river bank.
Will you come back?
Yes. That is a promise.
Boar and Rabbit came to say goodbye.
We will keep the path clear.
Thank you, my friends.


Podong turned to his teacher.
Thank you, Ember.
You did the practice.
Keep your balance.
Keep your kindness.
I will keep learning.
Ember stayed to help the forest friends.


Ready for the next journey?
Podong checked his scarf, bell, and bag.
Ready when you are.
Let us go together.
Their friends waved from the forest path.
A new journey waited across the river.

PIG KING

BOOK 2

UNIT 15

QUEST REVIEW

Remember. Speak. Complete your quest.

CHECK YOUR INVENTORY

1. _____ something that carries you on water
2. _____ the ground beside a river
3. _____ look to make sure
4. _____ say you will do something

Word Bank

boat bank
check promise

PUT THE STORY IN ORDER

Write 1, 2 or 3.



☐ Ready Together



☐ Meet Viking



☐ Check and Pack

USE YOUR SKILLS

Read with a friend.





MY NEXT QUEST

Draw what you will pack.

I will pack _____.

QUEST COMPLETE

READY FOR THE RIVER