ZooTalk Reading Series

Gum's World of Discovery

Level 5

Explore

Discover

Create

Imagine

Friends

Dream

Learn

Look

Question

Learn

Discover

PLANTS

PLANTS

INSECTS

D

BOOK D

by 김광현



저자의 말

안녕하세요. Zootalk은 동물을 캐릭터화 한 스토리로 아이들에게 영어 학습을 더욱 친숙하게 하기 위해 제작되었습니다.

아이들에게 스토리텔링으로 자연스러운 학습환경을 만들어 주고, 그 안에서 영어의 노출을 진행함으로, 아이들은 더 편안하게 학습을 할 수 있습니다.

정해진 7권의 코스북 외에도, Extended Reading이나 World tour등 연관된 교재들도 있어서, 아이들의 학습에 더욱 더 도움이 되리라 생각합니다.

아이들이 이 교재들로 더 재미있게 공부하기를 바랍니다.

학습방법

교재는 총 7단계로 구분되어 있으며, 각 레벨마다 보충 교재들이 준비되어 있습니다.

1레벨 Kiki (파닉스를 갓 마친 혹은 파닉스 후반부의 학생)
2레벨 Bob (파닉스를 마치고, 다양한 어휘학습을 목표)
3레벨 Mimi (다양한 표현과 어휘학습을 목표
4레벨 Momo (문법이 포함된 교재로, 다양한 표현도 습득)
5레벨 Gum (스토리마다 관련된 질문으로 사고력 향상)
6레벨 Leo (과거형을 사용하며, 사고력 향상을 목표)
7레벨 Kiri (과거형을 사용하며, 깊은 사고력 관련 포함)

Zootalk

목차



1	The Paper Bridge	4-8
2	The Wind Spinner	9-13
3	The Rain Gauge	14-18
4	The Marble Ramp	19-23
5	The Cotton Cloud	24-28
6	The Sound Cup	29-33
7	The Flashlight	34-38
8	The Water Wheel	39-43
9	The Floating Boat	44-48
10	The Sun Dial	49-53
11	The Pinwheel	54-58
12	The Pulley	59-63
13	The Seed Spinner	64-68
14	The Balance Scale	69-73
15	The String Maze	74-78

Unit 1:

The Paper Bridge



Gum is in science class today.
His teacher has white paper.
She puts two books on the table.
Gum looks at them.
He wonders what they will make.











1. Where is Gum? _____
2. What does the teacher have? _____
3. What does Gum wonder? _____

The teacher puts the paper across the books.

It makes a small bridge.

Gum adds one toy block.

The bridge stays strong.

Gum smiles with joy.





Paper bridge



Two books



Toy block



Paper sheet

Stars

1. What does the paper make? _____

2. What does Gum add? _____

3. Does the bridge stay strong? _____

Gum adds one more block.
Then he adds another one.
The paper still holds them.
The class claps for Gum.
He feels proud.




Paper bridge


Toy blocks


Books


Clapping hands


Stars

1. What does Gum add? _____
2. What does the class do? _____
3. How does Gum feel? _____

Gum learns that paper can be strong.

He likes the bridge activity.

He writes about it in his notebook.

Science is fun to learn.

Gum cannot wait for tomorrow.





Open notebook



Paper bridge



Toy blocks



Books



Pencil



Science symbols

1. What does Gum learn? _____

2. Where does Gum write? _____

3. Does Gum like science? _____

Unit 2:
The Wind Spinner



Gum goes outside with his class.
His teacher has bright paper.
Today they will make wind spinners.
Gum folds his paper with care.
He cannot wait to try it.




Bright colored paper


Wind spinner pieces


Sunshine


Green leaves


Scissors


Gentle wind swirls

1. Where does Gum go? _____

2. What does the teacher have? _____

3. What will the class make? _____

Gum finishes his wind spinner.

He holds it in the air.

The wind begins to blow.

The spinner starts to turn.

Gum laughs with joy.





 Colorful wind spinner

 Wind swirls

 Sunshine

 White clouds

 Green leaves

 Stars

1. What does Gum finish? _____ 

2. What makes the spinner turn? _____ 

3. How does Gum feel? _____ 

Soon the wind blows harder.

The spinner turns very fast.

Gum watches the bright colors.

They spin around and around.

Everyone has fun together.







Fast-spinning wind spinner



Wind swirls



Flying leaves



Sunshine



White clouds



Trees

1 How does the spinner turn? _____



2 What does Gum watch? _____



3 Does everyone have fun? _____



Gum likes his wind spinner.

He learns that wind can make things move.

He takes it home after school.

Gum wants to use it again tomorrow.




Colorful wind spinner


Gentle wind swirls


Sunshine


Trees


Green leaves


Small birds

1 What does Gum learn? _____

2 Where does Gum take the spinner? _____

3 What does Gum want to do tomorrow? _____

Unit 3: The Rain Gauge



Rain falls outside today.

Gum goes out with his class.

His teacher shows a rain gauge.

It is tall and clear.

Gum wants to learn more.






Rain gauge


Raindrops


Umbrella


Raincoat


Rain clouds


Water droplets

1 What falls outside? _____

2 What does the teacher show? _____

3 What does Gum want to do? _____



The rain falls into the rain gauge.

Gum looks at the water.

The teacher says, "We can measure the rain."

Gum smiles and watches closely.






Rain gauge


Raindrops


Water level


Umbrella


Rain clouds


Water droplets

1 What can the class measure? _____



2 What can the class measure? _____



3 What does Gum do? _____





Later the rain stops.



Gum checks the rain gauge.



There is more water inside now.

Gum writes the number down.



He feels proud.







Rain gauge



Notebook



Pencil



Water droplets



Clearing clouds



Sunshine

1 When does Gum check the rain gauge? _____



2 What does Gum write? _____



3 How does Gum feel? _____



Gum likes the rain activity.

He learns that rain can be measured.

He tells his family about it.

They all think it is interesting.







Rain gauge



Notebook



Raindrops



Water droplets



Sunshine



Cozy home

1 What does Gum learn? _____



2 Who does Gum tell? _____



3 Do they think it is interesting? _____

Unit 4: The Marble Ramp



Gum is in science class today.

His teacher brings a marble and a ramp.

Gum looks at the ramp.

It is long and smooth.

He feels excited.





 Marble

 Ramp



Science poster



Notebook

 Pencil

 Stars

1 Where is Gum? _____



2 What does the teacher bring? _____





3 How does Gum feel? _____



Gum puts the marble on the ramp.

He lets it go.

The marble rolls down fast.

Gum watches it all the way.

He laughs.

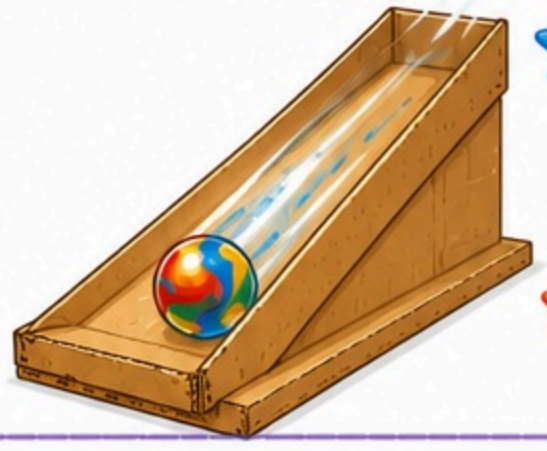



Marble | Ramp | Motion lines | Stars | Notebook | Sicience symbols

1 What does Gum put on the ramp? _____

2 What does the marble do? _____

3 What does Gum do? _____



Next, the teacher makes the ramp higher.



Gum lets the marble go again.



This time it rolls even faster.



The class cheers for Gum.



He smiles.







Raised ramp



Marble



Motion lines



Clapping hands



Stars



Notebook



Science symbols

1 What does the teacher make higher? _____



2 How does the marble roll? _____



3 What does the class do? _____



Gum likes the marble activity.

He learns that ramps help things move.

He writes in his notebook.

Science is fun every day.

Gum feels proud.



Marble | Ramp | Notebook | Pencil | Stars | Science symbols

1. What does Gum learn? _____

2. Where does Gum write? _____

3. How does Gum feel? _____

Unit 5: The Cotton Cloud



Gum is in science class today.

His teacher shows soft cotton balls.

She points to the clouds outside.

Today the class will make cotton clouds.

Gum smiles with excitement.



Cotton balls | White clouds | Sunshine | Blue sky | Glue | Science symbols

1. What does the teacher show? _____

2. Where are the clouds? _____

3. How does Gum feel? _____



Gum takes blue paper and some glue.



He puts the cotton on the paper.



Soon he makes a big white cloud.



It looks soft and fluffy.



Gum smiles.




Blue paper



Glue


Cotton balls


White cloud


Sunshine


Stars

1 What color is the paper? _____



2 What does Gum make? _____



3 How does the cloud look? _____



The teacher takes the class outside.

Gum looks up at the sky.

He finds clouds that look like his picture.

He points and laughs.

It is fun to compare them.



Puffy white clouds | Blue sky | Cotton cloud picture | Sunshine | Birds | Green trees

1. Where does the class go? _____

2. What does Gum find? _____

3. What does Gum do? _____

Gum likes making cotton clouds.

He learns that clouds have many shapes.

He takes his picture home.

His family loves his work.

Gum feels proud.



Cotton cloud picture

White clouds

Blue sky

Sunshine

Cozy home

Stars

1. What does Gum learn? _____

2. Where does Gum take his picture? _____

3. How does Gum feel? _____

Unit 6: The Sound Cup

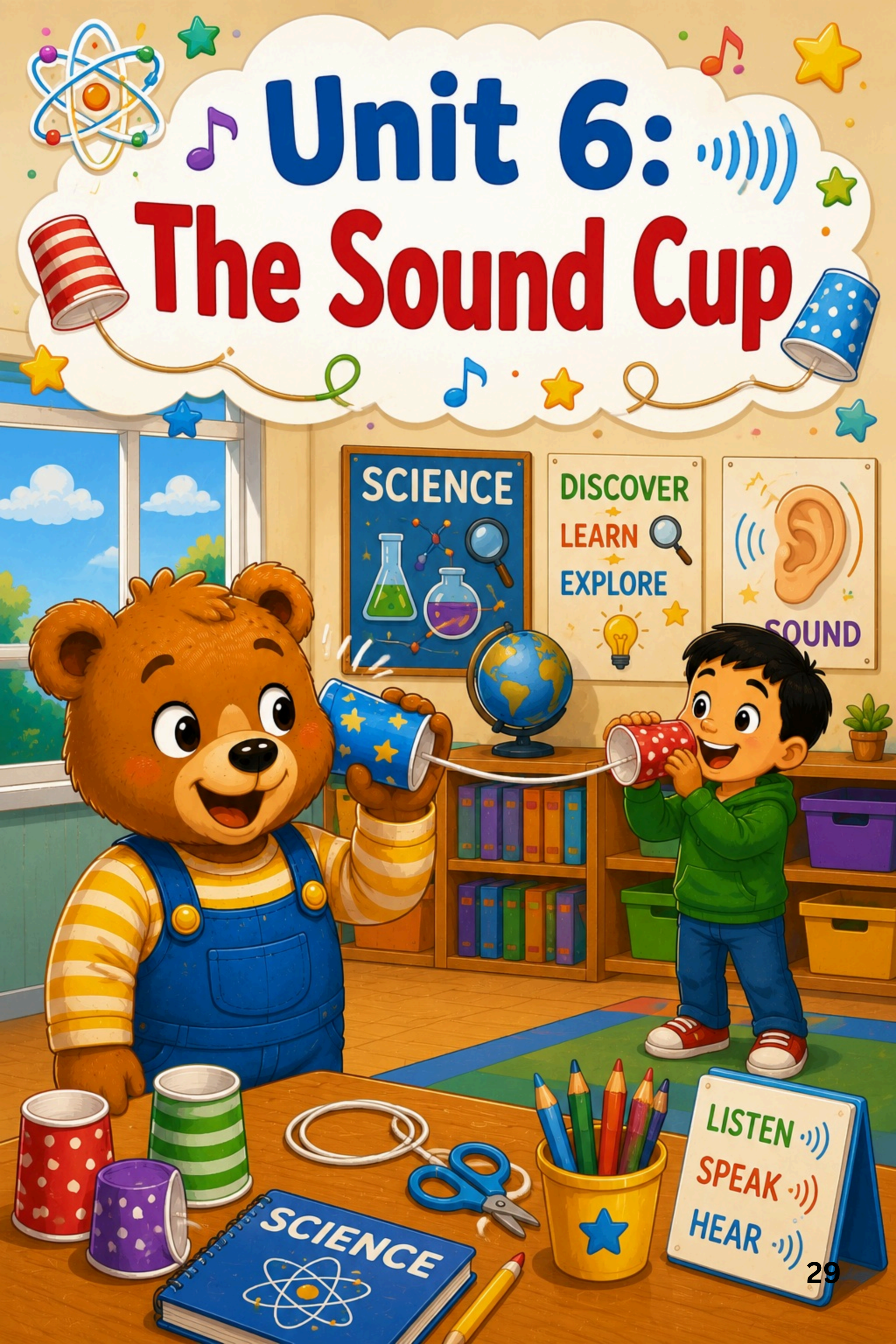

Gum is in science class today.

His teacher has two paper cups.

She ties them with a long string.

Gum looks at the cups.

He is ready to try them.



Two paper cups | Long string | Scissors | Notebook | Sound waves | Stars

1. What does the teacher have? _____

2. What joins the cups? _____

3. How does Gum feel? _____

Gum holds one cup.

His friend holds the other cup.

The string is tight.

His friend says, “Hello!”

Gum hears every word.



Paper cups | Tight string | Sound waves | Speech | Stars | Science

1 What does Gum hold? _____

2 Who holds the other cup? _____

3 What does Gum hear? _____

Now Gum speaks into his cup.

His friend smiles and listens.

They try it again.

The class laughs together.

Everyone has fun.



Paper cups | String | Sound waves | Musical notes | Smiling faces | Stars

1. What does Gum do? _____

2. What does his friend do? _____

3. Does the class have fun? _____

Gum likes the sound cups.

He learns that sound can travel.

He tells his teacher, “That was fun!”

Gum cannot wait for the next science class.



Paper cups | Long string | Sound waves | Notebook | Stars | Science symbols

1. What does Gum learn? _____

2. What does Gum tell his teacher? _____

3. What is Gum waiting for? _____

That was fun!

Unit 7: The Flashlight





The teacher has something new today.



She holds up a flashlight.



Gum looks at the bright light.



His friends look too.



Everyone wants to see more.





Flashlight



Light beam



Light bulb



Stars



Sparkles



Science

1 What does the teacher have? _____



2 What does Gum look at? _____



3 Who wants to see more? _____



The teacher turns off the lights.

The room is dark.

She turns on the flashlight.

A bright beam shines on the wall.

Gum smiles.




Flashlight


Bright light beam


Stars


Sparkles


Science


Light bulb

1. What does the teacher turn off? _____

2. Where does the light shine? _____

3. How does Gum feel? _____









Now Gum holds the flashlight.



He points it at a big picture.



Everyone can see it well.



Gum moves the light slowly.



The class watches.





Flashlight



Light beam



Colorful picture



Stars



Sparkles



Science

1 Who holds the flashlight? _____



2 What does Gum point at? _____



3 What does the class do? _____



Gum likes the flashlight activity.

He learns that light helps us see.

He thanks his teacher.

Gum cannot wait for
the next science lesson.



Flashlight | Light bulb | Stars | Sparkles | Books | Science

1 What helps us see? _____

2 Who does Gum thank? _____

3 What is Gum waiting for? _____

Unit 8: The Water Wheel





A small wheel sits on the table.
It has many little paddles.
Gum looks at it with a smile.
His teacher brings a watering can.
The class gets ready.




Water wheel


Watering can


Water droplets


Sunshine


Stars


Science

1 What is on the table? _____

2 What does the teacher bring? _____

3 Who gets ready? _____





The teacher pours water on the wheel.



The wheel begins to turn.



Gum watches every move.



The class smiles together.



It is fun to see.





Water wheel



Water droplets



Watering can



Motion lines



Sunshine



Science

1. What does the teacher pour? _____



2. What does the wheel do? _____



3. What does Gum watch? _____





Now Gum pours the water.



The wheel turns again.



It spins fast and smooth.



Gum laughs with his friends.



Everyone claps.





Water wheel



Watering can



Water droplets



Motion lines



Clapping hands



Science

1 Who pours the water? _____



2 How does the wheel spin? _____



3 What does the class do? _____



Gum likes the water wheel.

He learns that water can make things move.

He thanks his teacher.

Gum cannot wait for another fun activity.



Water wheel | Watering can | Water droplets | Sunshine | Stars | Science

1. What does Gum learn? _____

2. Who does Gum thank? _____

3. What is Gum waiting for? _____

Unit 9:
The Floating Boat

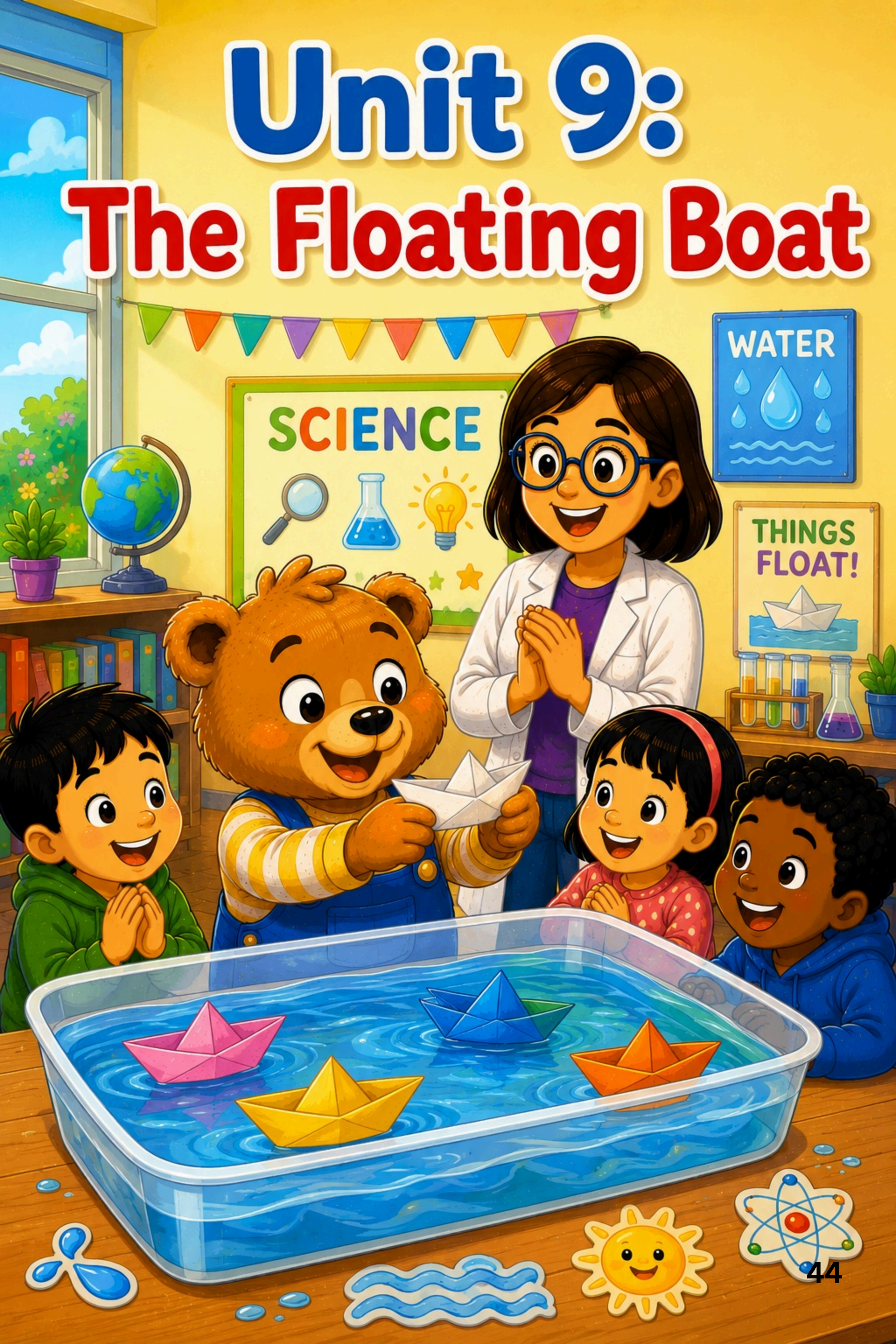



Everyone gathers around a water tub.



Gum sees paper, tape, and scissors.



His teacher smiles at the class.



Today they will build small boats.



Gum is ready to start.





Paper boat



Water tub



Tape



Child-safe scissors



Water droplets



Science

1 What does the class gather around? _____



2 What does Gum see? _____



3 What will the class build? _____





Gum folds and tapes his boat.



It is small and neat.



He puts it on the water.



The boat floats.



Gum claps with joy.





Paper boat



Water tub



Gentle waves



Water droplets



Stars



Science

1 What does Gum make? _____



2 Where does Gum put the boat? _____



3 What does the boat do? _____





Next, Gum adds one small block.



The boat still floats.



He adds one more block.



Now the boat sinks.



Everyone says, "Wow!"



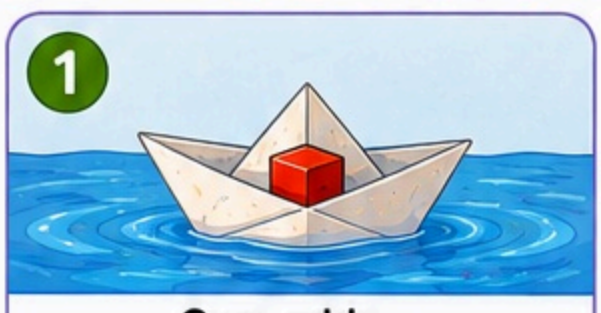

Gum adds one small block.

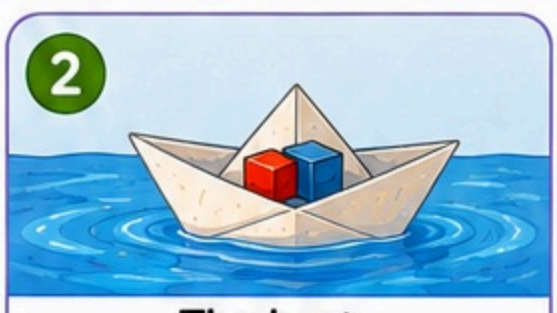

The boat still floats.



He adds one more block.



Paper boat

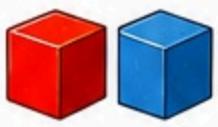

Toy blocks



Water tub



Water droplets



Motion lines



Science

1 What does Gum add? _____



2 What happens to the boat? _____



3 What does the class say? _____



Gum likes the boat activity.

He learns that boats can carry things.

He wants to build another one.

Gum leaves school with a smile.



Paper boat | Sunshine | Trees | Water droplets | Stars | Science

1. What does Gum learn? _____

2. What does Gum want to build? _____

3. How does Gum leave school? _____

Unit 10: The Sun Dial





The Sun is bright this morning.

Gum walks outside with his class.

His teacher shows a sun dial.

It has numbers and one tall stick.

Gum looks very closely.



 Sun

 Clock

123 Numbers

 Grass

 Flowers

 Science

1 How is the Sun today? _____ 

2 Where does Gum go? _____ 

3 What does the teacher show? _____ 



The stick makes a long shadow.



The teacher points to the numbers.

Gum follows the shadow with his eyes.



It helps tell the time.



Gum smiles.




Sun


Shadow

123
Numbers


Clock


Sparkles


Science

1 What does the stick make? _____



2 What does the teacher point to? _____



3 What does the shadow help tell? _____





Later the class looks again.



The shadow is in a new place.



Gum notices the change.



His teacher smiles.



Everyone learns something new.




Sun


Shadow

123
Numbers


Clock


Grass


Science

1 When does the class look again? _____



2 What changes? _____



3 Who smiles? _____





Gum likes the sun dial.



He learns that the Sun can help tell time.



He thanks his teacher.



It is another fun science day.





Sun



Clock



Long shadow



Trees



Sparkles



Science

1 What does Gum like? ----------



2 What can help tell time? ----------



3 Who does Gum thank? ----------



Unit 11: The Pinwheel





Something colorful is on the table.



Gum walks over to look.



His teacher picks up a pinwheel.



She gives one to every child.



Gum smiles with excitement.





Pinwheels



Wind swirls



Sunshine



Stars



Notebook



Science

1 What is on the table? _____



2 What does the teacher give the class? _____



3 How does Gum feel? _____



The class goes outside together.

Gum holds up his pinwheel.

A light breeze begins to blow.

The pinwheel starts to spin.

Gum laughs.



Pinwheel | Wind swirls | Sunshine | White clouds | Trees | Science

1. Where does the class go? _____

2. What makes the pinwheel spin? _____

3. What does Gum do? _____



Gum runs across the grass.



His pinwheel spins even faster.



He shows it to his friends.



They run and laugh together.



Everyone has fun.





Pinwheel



Wind swirls



Motion lines



Sunshine



White clouds



Science

1. Where does Gum run? _____



2. How does the pinwheel spin? _____



3. What do Gum and his friends do? _____



Gum likes his pinwheel.

He learns that moving air can make it spin.

He takes it home after school.

Gum cannot wait to use it again.



Pinwheel | Wind swirls | Sunshine | Trees | White clouds | Science

1. What does Gum learn? _____

2. Where does Gum take the pinwheel? _____

3. What does Gum want to do again? _____

Unit 12: The Pulley





Everyone looks at a big wheel.



A rope hangs from it.



Gum has never seen one before.



His teacher calls it a pulley.



The class listens carefully.





Pulley wheel



Rope



Empty bucket



Stars



Gears



Science

1 What hangs from the wheel? _____



2 What is the wheel called? _____



3 What does the class do? _____





The teacher puts toy blocks into the bucket.

Gum pulls the rope.

The bucket goes up slowly.

Gum smiles as it reaches the top.



 Pulley

 Rope

 Bucket

 Toy blocks

 Up

 Science

1 What is in the bucket? _____

2 What does Gum pull? _____

3 Where does the bucket go? _____







Now Gum lets his friend try.



She pulls the rope with both paws.



The bucket moves again.



Everyone claps and smiles.





Pulley



Rope



Bucket



Toy blocks



Clapping



Science

1. Who tries next? _____



2. What moves again? _____



3. What does the class do? _____



Gum likes using the pulley.

He learns that it helps lift things.

He thanks his teacher for the fun activity.

Gum leaves class with a smile.



Pulley | Rope | Bucket | Toy blocks | Stars | Science

1. What does the pulley help do? _____

2. Who does Gum thank? _____

3. How does Gum leave class? _____

Unit 13: The Seed Spinner





A tall tree grows near the school.



Gum sees many seeds below it.



His teacher picks one up.



She asks everyone to look closely.



Gum feels curious.





Maple seeds



Maple leaves



Sunshine



Flowers



Trees



Science

1. Where does the tree grow? _____



2. What does the teacher pick up? _____



3. How does Gum feel? _____



The teacher drops the seed.

It spins as it falls.

Gum watches every turn.

The seed lands softly.

Everyone smiles.




Maple seed


Wind


Motion


Sunshine


Grass


Science

1. What does the teacher drop? _____



2. What does the seed do? _____



3. How does the seed land? _____





Now Gum drops another seed.



It spins just like the first one.



His friends try too.



The seeds twirl through the air.



The class laughs together.




Maple seeds


Wind


Motion


Flowers


Sunshine


Science

1 Who drops another seed? _____

2 What do the seeds do? _____

3 What does the class do? _____





Gum likes watching the seeds spin.

He learns that some seeds travel with the wind.

He thanks his teacher.

Gum walks home with a smile.



Maple seeds | Wind | Sunshine | Trees | Leaves | Science

1. What does Gum learn? _____

2. Who does Gum thank? _____

3. How does Gum walk home? _____

Unit 14: The Balance Scale

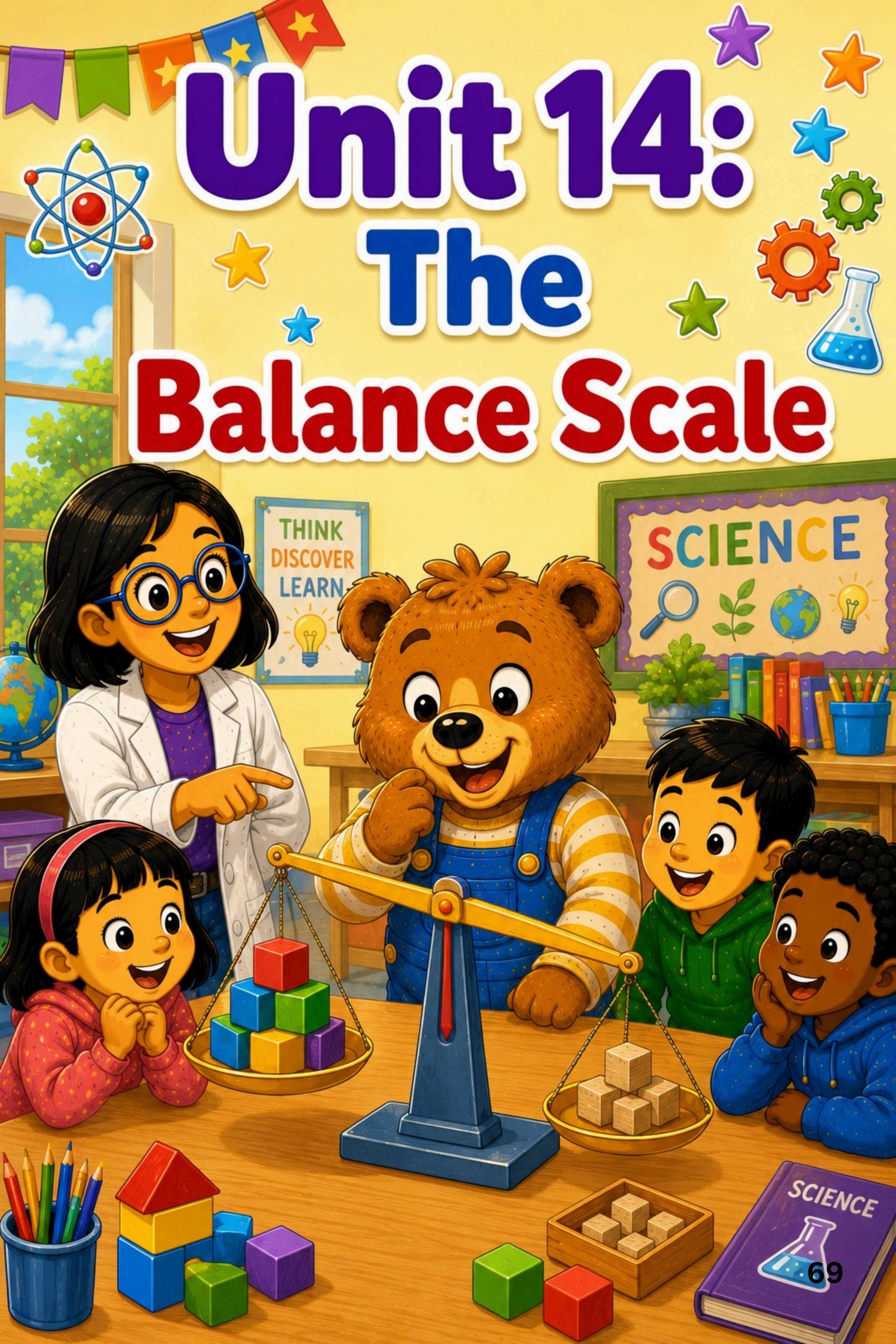



A new tool is on the table.



Gum walks over to see it.



His teacher says it is a balance scale.



Everyone looks with interest.



Gum wants to try it.





Balance scale



Toy blocks



Wooden cubes



Stars



Science



Gears

1 What is on the table? _____



2 What is the tool called? _____



3 What does Gum want to do? _____





The teacher puts toy blocks on one side.



She puts wooden cubes on the other side.



One side goes down.



Gum watches the scale move.




Balance scale


Toy blocks


Wooden cubes


Down


Stars


Science

1. What does the teacher put on the scale? _____ 

2. What happens to one side? _____ 

3. What does Gum watch? _____ 



Now Gum changes the blocks.



The scale becomes level.



He smiles at his teacher.



His friends clap for him.



Everyone is happy.





Balance scale



Toy blocks



Wooden cubes



Clapping



Stars



Science

1 What does Gum change? _____



2 What happens to the scale? _____



3 What do the friends do? _____



Gum likes using the balance scale.

He learns that some things are heavier than others.

He thanks his teacher.

It is another great science day.



Balance scale | Toy blocks | Wooden cubes | Stars | Science | Gears

1. What does Gum learn? _____

2. Who does Gum thank? _____

3. What kind of day is it? _____

Unit 15: The String Maze





Colorful string fills the classroom.



Gum looks at the string maze.



His friends and teacher smile.



Gum gets ready to explore.




String


Maze


Ideas


Problem Solving


Science


Steps

1 What fills the classroom? _____



2 What does Gum look at? _____



3 Who smiles? _____





Gum steps into the maze.

He moves over one string and under another.

He walks slowly and carefully.

His friends cheer for him.

Gum keeps going.



Strings | Footprints | Over and Under | Motion | Stars | Smiling Faces | Science

1. Where does Gum step? _____

2. How does Gum move? _____

3. What do his friends do? _____



Soon Gum reaches the end.

He does not touch the strings.



Everyone claps loudly.



Gum laughs with his friends.



They all want another turn.





Strings



Clapping



Stars



Footprints



Smiling Faces



Science

1 Where does Gum go? _____

2 What does the class do? _____

3 What do the children want? _____





Gum likes the string maze.

He learns to move with care and think before each step.

He thanks his teacher.

It is a wonderful day at school.



Strings | Maze | Stars | Footprints | Science | Smiling Faces

1 What does Gum learn? _____

2 Who does Gum thank? _____

3 Where is Gum? _____


The End!