ZooTalk Reading Series

Gum's Wonderful Journey

★ Level 5 ★

Explore

Discover

Create

Imagine

Friends

Dream

Learn

New Places

New Friends

New Adventures

New Memories

by 김광현

BOOK E



저자의 말

안녕하세요. Zootalk은 동물을 캐릭터화 한 스토리로 아이들에게 영어 학습을 더욱 친숙하게 하기 위해 제작되었습니다.

아이들에게 스토리텔링으로 자연스러운 학습환경을 만들어 주고, 그 안에서 영어의 노출을 진행함으로, 아이들은 더 편안하게 학습을 할 수 있습니다.

정해진 7권의 코스북 외에도, Extended Reading이나 World tour등 연관된 교재들도 있어서, 아이들의 학습에 더욱 더 도움이 되리라 생각합니다.

아이들이 이 교재들로 더 재미있게 공부하기를 바랍니다.

학습방법

교재는 총 7단계로 구분되어 있으며, 각 레벨마다 보충 교재들이 준비되어 있습니다.

1레벨 Kiki (파닉스를 갓 마친 혹은 파닉스 후반부의 학생)
2레벨 Bob (파닉스를 마치고, 다양한 어휘학습을 목표)
3레벨 Mimi (다양한 표현과 어휘학습을 목표
4레벨 Momo (문법이 포함된 교재로, 다양한 표현도 습득)
5레벨 Gum (스토리마다 관련된 질문으로 사고력 향상)
6레벨 Leo (과거형을 사용하며, 사고력 향상을 목표)
7레벨 Kiri (과거형을 사용하며, 깊은 사고력 관련 포함)

Zootalk

목차



1	The New Student	4-8
2	The Lost Wallet	9-13
3	The Broken Kite	14-18
4	The Picnic Problem	19-23
5	The Team Project	24-28
6	The Missing Library Book	29-33
7	The Busy Morning	34-38
8	The Kind Note	39-43
9	The Clean-Up Day	44-48
10	The Helping Hands	49-53
11	The Class Pet	54-58
12	The Surprise Gift	59-63
13	The Rainy Day Plan	64-68
14	The Thank You Card	69-73
15	The Good Neighbor	74-78

Unit 1: The New Student



A new student comes to class today.
She looks quiet and shy.
Gum smiles and waves hello.
The teacher introduces everyone.
The new student smiles back.



1. Who comes to class today?
2. How does the new student look?
3. What does Gum do?

The teacher asks Gum to help.
Gum shows the new student her desk.
He shares his books and pencils.
She says, "Thank you!"
Gum feels happy.



1. Who helps the new student?
2. What does Gum share?
3. What does the new student say?

At recess, Gum asks, “Will you play?”
The new student says yes.
They play catch with a ball.
Soon they are both laughing.
New friends are easy to find.



1. When do they play?
2. What game do they play?
3. How do they feel?

The new student is not shy anymore.

She has new friends.

Gum is glad he helped.

Everyone has a wonderful day at school.



1. How does the new student feel now?

2. Why is Gum glad?

3. Where do they have a wonderful day?

Unit 2:
The Lost Wallet



Gum walks home after school.

He sees a wallet on the sidewalk.

He picks it up and looks around.

No one is nearby.

Gum wonders what to do.



1. Where does Gum walk?

2. What does Gum find?

3. What does Gum wonder?



Gum looks inside the wallet.



He finds an ID card with a name.



He does not take the money.

Gum wants to help the owner.



1. What does Gum find inside?



2. Does Gum take the money?



3. Who does Gum want to help?



Soon Gum sees an older bear nearby.

The bear looks worried.

Gum asks, “Is this your wallet?”

The bear smiles with relief and says, “Yes!”



1. Who does Gum see?
2. What does Gum ask?
3. What does the older bear say?

The older bear thanks Gum for his kindness.
Gum feels proud to help.
He knows that doing the right thing matters.
Both bears walk away smiling.



1. Why does the older bear thank Gum?
2. How does Gum feel?
3. How do the bears leave?

Unit 3: The Broken Kite



It is a windy afternoon.
Gum goes to the park with a kite.
He runs across the grass.
The kite flies high.
Gum feels excited.



1. What is the weather like?
2. Where does Gum go?
3. How does Gum feel?

The wind becomes stronger.
The kite catches on a tree branch.
Rip! One corner tears.
Gum looks at his kite.
He feels a little sad.



1 What happens to the wind?

2 Where does the kite catch?

3 How does Gum feel?

Gum's friend has an idea.
They use tape to fix the tear.
Soon the kite looks much better.
Gum thanks his friend with a smile.



1. Who has an idea?
2. What do they use?
3. What does Gum say?

The kite flies again.
Gum and his friend laugh together.
Gum learns that problems
can have simple answers.
It is a wonderful day.



1. What flies again?

2. Who laughs together?

3. What does Gum learn?

Unit 4:
The Picnic Problem



Today Gum goes on a picnic.
His family brings tasty food and drinks.
They spread a big blanket on the grass.
Everyone is ready to eat.



1. Where does Gum go?
2. What does the family bring?
3. What do they spread on the grass?

Soon dark clouds fill the sky.

A few raindrops begin to fall.

Gum looks worried.

His family quickly packs the picnic basket.



1. What fills the sky?

2. How does Gum feel?

3. What does the family pack?

Dad has a good idea.

The family moves to a picnic shelter nearby.

They unpack the food again.

Everyone smiles and sits together.



1 Who has a good idea?

2 Where does the family go?

3 What do they do again?

The rain stops after lunch.
Gum plays outside with his family.
He learns that a small problem
can have a good answer.
Everyone has a happy day.



1. What happens after lunch?
2. What does Gum learn?
3. How is the family's day?

Unit 5: The Team Project



The teacher gives the class a project.
Gum joins three classmates.
They sit around one table.
Everyone has a different job.
Gum is excited to begin.



1. What does the teacher give the class?
2. Who joins Gum?
3. How does Gum feel?

One friend cuts the paper.
Another friend writes the words.
Gum draws colorful pictures.
Everyone works together.
The project begins to grow.



1. Who draws the pictures?
2. What does another friend write?
3. How does the team work?

Soon they find a mistake.
One picture is upside down.
Nobody gets upset.
They fix it together.
The project looks great again.



1. What mistake do they find?
2. Do they get upset?
3. What do they do together?

The teacher loves their project.
She says, "Great teamwork!"
Gum feels proud of everyone.
He learns that working together
makes big jobs easier.



1. Who loves the project?



2. How does Gum feel?



3. What does Gum learn?



Unit 6:

The Missing Library Book



Today Gum visits the school library.
He wants to borrow his favorite book.
He looks on the shelf.
The book is not there.
Gum feels confused.



1. Where does Gum go?
2. What does Gum want?
3. How does Gum feel?

Gum looks at another shelf.
He checks the reading tables too.
The librarian comes to help.
They search together.
Gum does not give up.



1. Where does Gum look next?
2. Who helps Gum?
3. Does Gum give up?

A classmate walks over with a smile.
"I found your book," she says.
It is on the return cart.
Gum thanks his classmate.
Everyone is happy.



1. Who finds the book?



2. Where is the book?



3. What does Gum say?



Gum borrows the book and starts reading.
He learns that asking for help
is a good idea.
He smiles all the way home.



1. What does Gum borrow?



2. What does Gum learn?



3. How does Gum go home?



Unit 7:

The Busy Morning



The alarm clock rings early.
Gum jumps out of bed.
He gets dressed very fast.
Then he looks for his backpack.
It is missing.



1. What rings early?
2. What does Gum look for?
3. What is missing?

Gum checks under the bed.
He looks in the closet.
He even looks in the kitchen.
His mom smiles and says,
“Keep looking.”







1. Where does Gum look?

2. Who smiles at Gum?

3. What does Mom say?

At last, Gum finds the backpack.
It is beside the front door.
He laughs at his mistake.
Now he is ready for school.



1 Where is the backpack?



2 What does Gum do?



3 Where is Gum ready to go?





Gum arrives at school on time.
He learns to put his backpack
in the same place every day.
Tomorrow morning will be
much easier.









1. When does Gum arrive?



2. What does Gum learn?



3. How will tomorrow morning be?







Unit 8:

The Kind Note

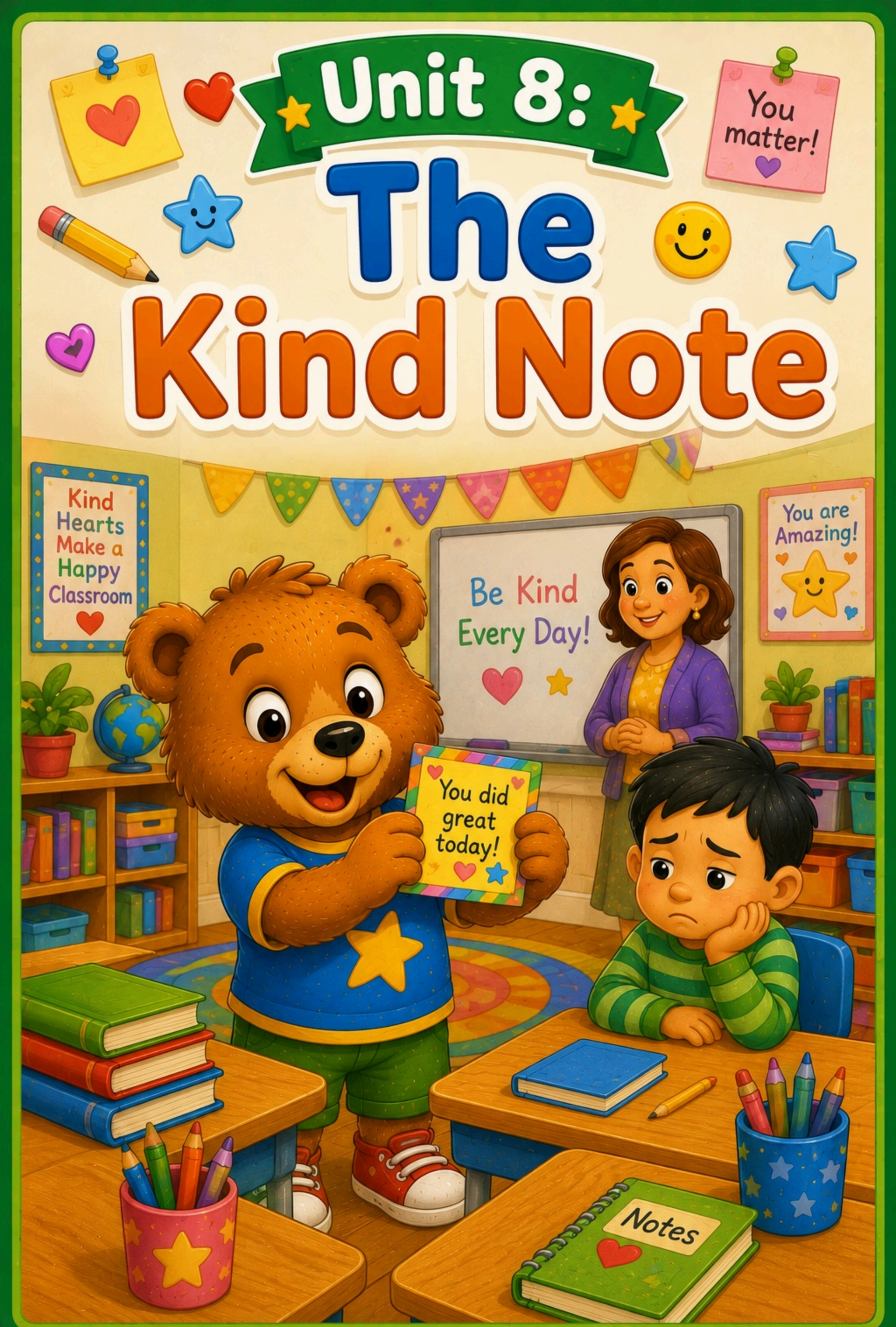

One classmate feels sad today.
Gum notices her quiet face.
He wants to help his friend.
Then Gum has a good idea.



1. How does the classmate feel?
2. Who notices her?
3. What does Gum have?



Gum writes a small note.
It says, "You are a great friend!"
He puts the note on her desk.
Then he walks away quietly.



1. What does Gum write?



2. Where does Gum put the note?



3. How does Gum walk away?



His classmate finds the note.
She reads every word.
A big smile fills her face.
She thanks Gum after class.



1. What does the classmate find?
2. How does she feel?
3. When does she thank Gum?

Gum feels happy inside.
He learns that kind words
can brighten someone's day.
His friend smiles all afternoon.
It is a wonderful day.



1. How does Gum feel?
2. What does Gum learn?
3. How is the day?

Unit 9:
The Clean-Up Day

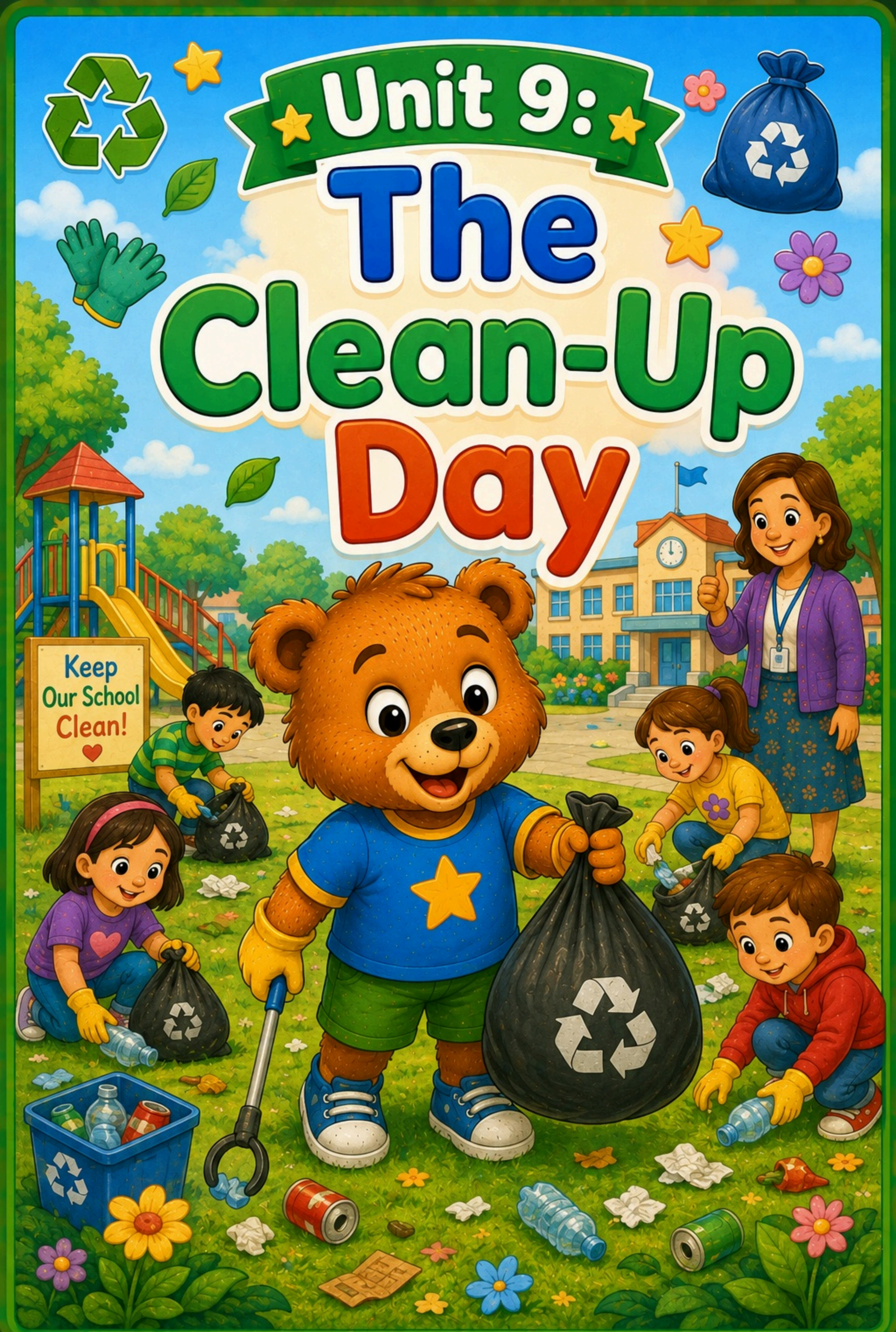

The school yard looks messy today.
Gum sees paper on the grass.
Some bottles are near the trees.
His teacher has an idea.
Everyone wants to help.



1. How does the school yard look?
2. What does Gum see?
3. Who has an idea?

The class puts on gloves.
Gum picks up paper and bottles.
His friends fill big trash bags.
They work carefully together.
The yard looks better.



1. What does the class put on?
2. What does Gum pick up?
3. How do they work?

Soon the playground is clean.
Flowers and green grass are easy to see.
Everyone smiles with pride.
The teacher thanks the class for helping.



1. How does the playground look now?
2. How does everyone feel?
3. Who thanks the class?

Gum feels proud of his class. He learns that small actions can make a big difference. Everyone promises to keep the school clean.



1. How does Gum feel?
2. What does Gum learn?
3. What does the class promise?

Unit 10:
The Helping Hands



The teacher has many books today.
She carries a heavy box.
Gum sees she needs help.
He walks over with a smile.



1. What does the teacher carry?
2. Who needs help?
3. What does Gum do?

Gum picks up some books.
His friends carry pencils and paper.
Together they put everything away.
The classroom becomes neat again.



1. What does Gum carry?
2. What do his friends carry?
3. How does the classroom look?

The teacher thanks the class.
She smiles at everyone.
Gum feels proud to help.
His friends feel happy too.



1. Who thanks the class?



2. How does Gum feel?

3. How do his friends feel?

Gum learns that helping others is important.
Small jobs become easy
when everyone works together.
The class leaves with happy smiles.



1. What does Gum learn?
2. When do small jobs become easy?
3. How does the class leave?

Unit 11:

The Class Pet

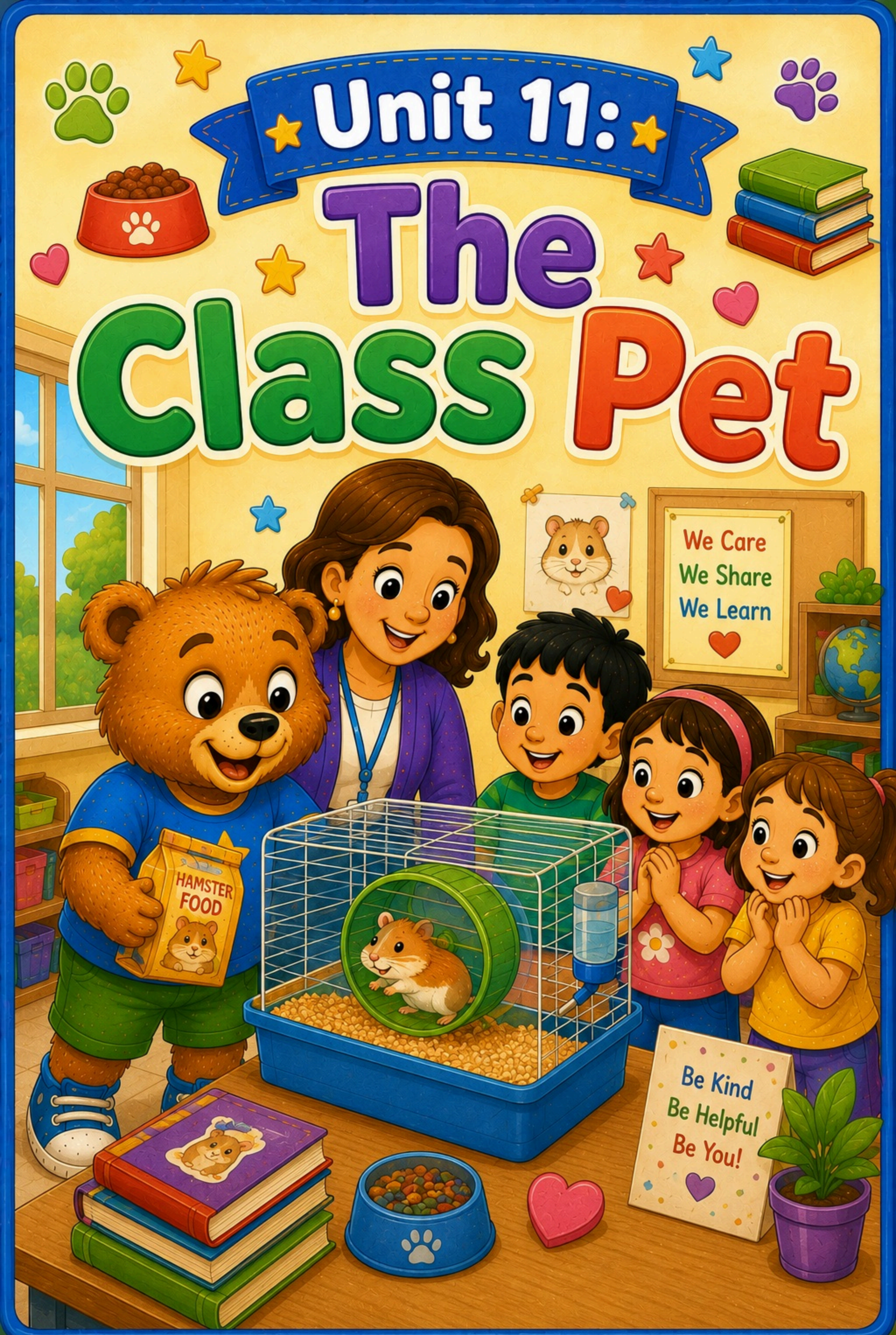

Everyone gathers around a small cage.
Inside is a friendly hamster.
The teacher says it is
the new class pet.
Gum smiles with excitement.



1. Where does everyone gather?
2. What is inside the cage?
3. How does Gum feel?

The teacher gives Gum a small job.
He fills the food bowl and water bottle.
The hamster eats happily.
Gum watches with care.



1. What job does Gum have?
2. What does Gum fill?
3. What does the hamster do?

Later the class cleans the cage.
Everyone helps with the work.
Soon the cage is neat and clean.
The hamster looks comfortable.



1. What does the class clean?
2. Who helps?
3. How does the cage look?

Gum enjoys caring for the class pet.
He learns that animals need love
and care every day.
Everyone promises to help the hamster.



1. What does Gum enjoy?
2. What does Gum learn?
3. What does the class promise?

Unit 12: The Surprise Gift

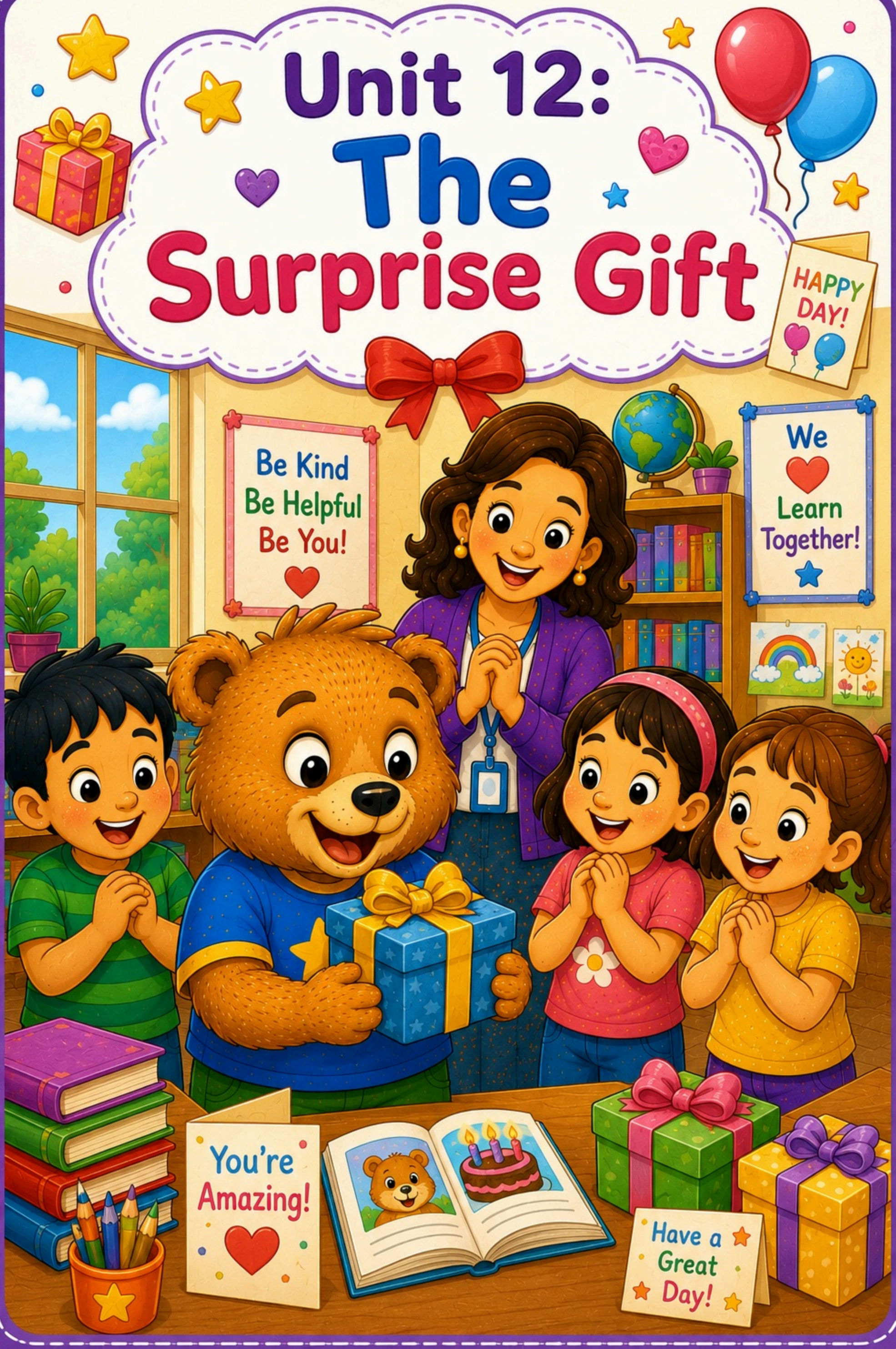

Today is the teacher's birthday.
Gum wants to do something special.
He has a small surprise gift.
He cannot wait to give it.



1. Whose birthday is it?
2. What does Gum have?
3. What does Gum want to do?

The class makes a birthday card.
Everyone writes kind words inside.
Gum draws a happy picture.
The card looks beautiful.



1. What does the class make?
2. What does everyone write?
3. What does Gum draw?

After class, everyone sings together.
Gum gives the teacher the gift.
She smiles with surprise.
Then she thanks the whole class.



1. When does the class sing?
2. Who gives the gift?
3. How does the teacher feel?

The teacher loves the surprise.
Gum feels happy to make someone smile.
He learns that thoughtful gifts come from the heart.



1. What does the teacher love?
2. How does Gum feel?
3. What does Gum learn?

Unit 13: The Rainy Day Plan

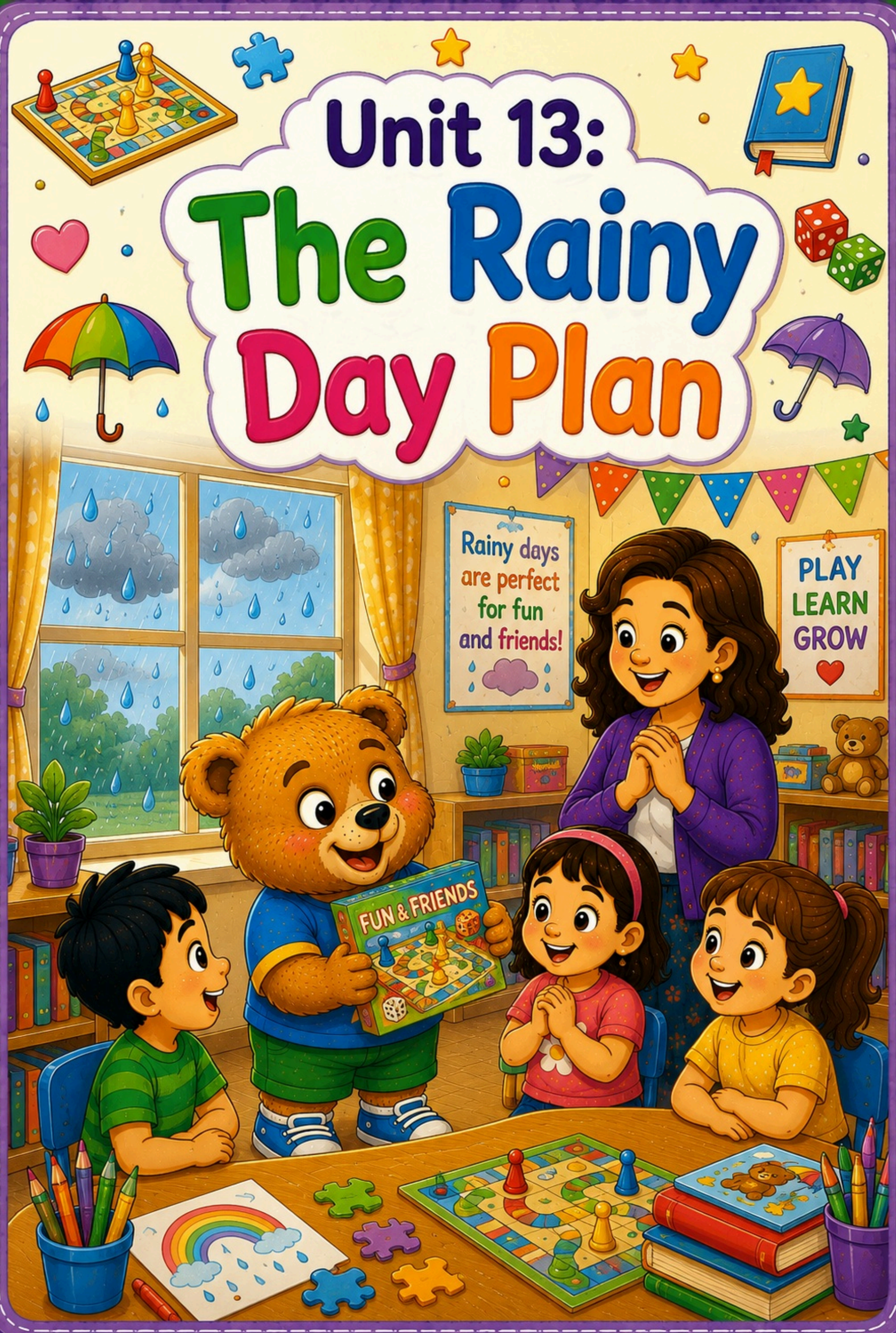

Dark clouds cover the sky.

Rain begins to fall before recess.

The class cannot play outside.

Gum feels a little disappointed.



1. What covers the sky?

2. Why can't the class play outside?

3. How does Gum feel?

The teacher has a fun idea.
She brings out board games and puzzles.
Gum chooses a game with his friends.
Everyone sits together.



1 Who has a fun idea?

2 What does the teacher bring out?

3 Who does Gum play with?

The friends laugh and play.

They help each other follow the rules.

Time goes by very quickly.

Nobody misses recess anymore.



1. What do the friends do?
2. What do they help each other do?
3. Does anyone miss recess now?

The rain finally stops.
Gum learns that a change of plans
can still be fun.
Everyone leaves the classroom
with big smiles.



1. What finally stops?
2. What does Gum learn?
3. How does everyone leave the classroom?

Unit 14: The Thank You Card



Gum gets a kind gift from his neighbor.
He feels happy and thankful.
He wants to say thank you.
Then he has an idea.



1. Who gives Gum a gift?
2. How does Gum feel?
3. What does Gum want to say?

Gum makes a card by hand.
He draws flowers and a big heart.
He writes kind words inside.
The card looks bright and cheerful.



1 What does Gum make?



2 What does he draw?



3 What does he write?



Gum walks to his neighbor's house.
He gives her the card with a smile.
She reads it slowly.
Her face lights up with joy.



1. Where does Gum go?

2. What does he give his neighbor?

3. How does she feel?

His neighbor thanks Gum for the card.
Gum feels proud of his kind idea.
He learns that a small thank you
can mean a lot to someone.



1. Who thanks Gum?
2. How does Gum feel?
3. What does Gum learn?

Unit 15: The Good Neighbor



Gum sees his neighbor outside.
She has several boxes to carry.
Gum walks over and asks,
"Can I help?"
She smiles and says yes.



1 Who does Gum see?

2 What does the neighbor have?

3 What does Gum ask?

Gum carries two small boxes.
His neighbor carries another one.
They walk slowly to the front door.
Gum is careful with the boxes.



1. What does Gum carry?

2. Who carries another box?

3. How does Gum walk?

The boxes are inside at last.
The neighbor thanks Gum for his help.
Gum smiles and says,
"You're welcome!"
They both feel happy.



1. Where are the boxes?



2. Who thanks Gum?



3. What does Gum say?



Gum walks home with a big smile.
He feels good about helping his neighbor.
He learns that being helpful can
make someone's day better.



1. Where does Gum walk?
2. How does Gum feel?
3. What does Gum learn?


The End!