ZooTalk Reading Series

Gum's Friendly World

Level 5

Explore

Discover

Create

Imagine

Friends

Dream

Learn

Be Kind
Be Helpful
Be Happy

Friends
Play
Share
Care

by 김광현

BOOK C



저자의 말

안녕하세요. Zootalk은 동물을 캐릭터화 한 스토리로 아이들에게 영어 학습을 더욱 친숙하게 하기 위해 제작되었습니다.

아이들에게 스토리텔링으로 자연스러운 학습환경을 만들어 주고, 그 안에서 영어의 노출을 진행함으로, 아이들은 더 편안하게 학습을 할 수 있습니다.

정해진 7권의 코스북 외에도, Extended Reading이나 World tour등 연관된 교재들도 있어서, 아이들의 학습에 더욱 더 도움이 되리라 생각합니다.

아이들이 이 교재들로 더 재미있게 공부하기를 바랍니다.

학습방법

교재는 총 7단계로 구분되어 있으며, 각 레벨마다 보충 교재들이 준비되어 있습니다.

1레벨 Kiki (파닉스를 갓 마친 혹은 파닉스 후반부의 학생)
2레벨 Bob (파닉스를 마치고, 다양한 어휘학습을 목표)
3레벨 Mimi (다양한 표현과 어휘학습을 목표
4레벨 Momo (문법이 포함된 교재로, 다양한 표현도 습득)
5레벨 Gum (스토리마다 관련된 질문으로 사고력 향상)
6레벨 Leo (과거형을 사용하며, 사고력 향상을 목표)
7레벨 Kiri (과거형을 사용하며, 깊은 사고력 관련 포함)

Zootalk

목차



1	The Magnet	4-8
2	The Paper Airplane	9-13
3	The Egg in Water	14-18
4	The Growing Bean	19-23
5	The Balloon Trick	24-28
6	Mixing Colors	29-33
7	The Melting Ice	34-38
8	The Microscope	39-43
9	The Big Bubbles	44-48
10	The Moon	49-53
11	The Telescope	54-58
12	The Robot	59-63
13	The Tall Tower	64-68
14	The Ice Cube Race	69-73
15	The Night Sky	74-78

Unit 1:
The Magnet



Gum sits in his classroom.
Today is science day.
His teacher shows a magnet.
It is small and shiny.
Gum looks at it closely.
He feels excited.



Questions

1. What day is it?
2. What does the teacher show?
3. How does Gum feel?

Gum puts the magnet near some paper clips.
The paper clips move toward it.
Soon they stick to the magnet.
Gum watches with surprise.
He smiles at what he sees.



Questions

1. What does Gum put near the paper clips?
2. What happens to the paper clips?
3. What does Gum do?

Next, Gum tries other things.
A key sticks to the magnet.
A crayon does not stick.
Gum tries again and again.
He learns something new today.



Questions

1. What sticks to the magnet?
2. What does not stick?
3. What is Gum doing?

Gum likes the magnet activity.
He learns many new things.
He writes in his notebook.
Science is fun for Gum.
He wants to learn more tomorrow.



Questions

1. What activity does Gum like?
2. What does he write in?
3. What does Gum want to do tomorrow?

Unit 2: The Paper Airplane



Gum is in his classroom.
His teacher gives each child
a sheet of paper.
Today they will make
paper airplanes.
Gum folds his paper with care.
He is ready to begin.



Questions

1. Where is Gum?
2. What does the teacher give the class?
3. What will they make?



Gum folds the paper step by step.
Soon his airplane is ready.
He holds it in his paw.
It looks neat and strong.
Gum smiles at his work.









Questions

1. What does Gum fold?



2. What is ready?

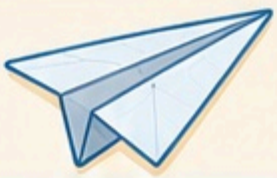

3. How does Gum feel?



It is time to fly the airplanes.
Gum throws his airplane
across the room.
It glides through the air.
The airplane goes far.
Gum watches it with joy.



Questions

1. What does Gum throw?
2. Where does it go?
3. How does Gum watch it?

The class has fun with the airplanes.
Some fly high and some fly low.
Gum tries again and again.
Each flight is different.
It is a great day.



Questions

1. What does the class do?
2. Do all the airplanes fly the same way?
3. Was it a good day?

Unit 3: The Egg in Water



Gum is in science class today.
His teacher brings an egg
and a jar of water.
Gum looks at the jar.
He wonders what will happen.
The class watches closely.



Questions

1. Where is Gum?
2. What does the teacher bring?
3. What does the class do?

The teacher puts the egg into the water.
The egg sinks to the bottom.
Gum points at the jar.
He watches the egg carefully.
The class is quiet.



Questions

1. What goes into the water?
2. Where does the egg go?
3. What does Gum do?

Next, the teacher adds some salt to the water.
She stirs it well.
Then she puts in another egg.
This time the egg floats.
Gum looks surprised.



Questions

1. What does the teacher add?
2. What happens to the second egg?
3. How does Gum feel?

Gum likes the egg activity.
He learns that water can change.
He talks about it with his friends.
The lesson is fun and new.
Gum smiles all day.



Questions

1. What activity does Gum like?



2. Who does Gum talk with?



3. How does Gum feel at the end?



Unit 4: The Growing Bean





Gum plants a bean in a cup of soil.



His teacher shows the class what to do.

Gum adds some water.



He puts the cup by the window.

He feels excited.







Questions

1. What does Gum plant?



2. Who shows the class what to do?



3. How does Gum feel?



Each day, Gum checks the cup.
He gives the bean some water.
Soon, a small green sprout appears.
Gum looks at it closely.
He smiles with joy.



Questions

1. What does Gum give the bean?
2. What appears in the cup?
3. What does Gum do when he sees the sprout?

The bean plant grows taller each day.
New leaves begin to appear.
Gum measures the plant with a ruler.
He writes the numbers down.
He learns something new.



Questions

1. What grows taller each day?
2. What does Gum use to measure the plant?
3. What does Gum write down?

Gum is proud of his bean plant.
He shows it to the class.
Everyone claps for his hard work.
Science is fun for Gum.
He wants to learn more tomorrow.



Questions

1. How does Gum feel about his bean plant?
2. Who does Gum show the plant to?
3. What does Gum want to do tomorrow?

Unit 5: The Balloon Trick



Gum sits in his classroom for science time.
His teacher brings out a balloon.
Gum wonders what they will do.
The class watches carefully.
Gum feels excited.



Questions

1. What time is it?
2. What does the teacher bring out?
3. How does Gum feel?

Gum rubs the balloon on his fur.
Then he holds it over tiny paper pieces.
The paper jumps toward the balloon.
Gum watches with surprise.
He smiles brightly.



Questions

1. What does Gum rub on his fur?
2. What happens to the paper pieces?
3. How does Gum react?

Gum tries the balloon trick again.
More paper sticks to the balloon.
His classmates gather around to watch.
They clap and cheer together.
Gum feels proud.





Questions

1. What sticks to the balloon?



2. Who watches Gum?



3. How does Gum feel?



Gum enjoys the balloon activity today.
He writes about it in his notebook.
Science can be full of surprises.
Gum cannot wait
for the next lesson.



Questions

1. What activity does Gum enjoy?
2. Where does Gum write about it?
3. What is Gum excited about?

Unit 6: Mixing Colors



Gum sits at the art table
during science time.
His teacher brings out
colorful paints.
There is red, blue, and yellow paint.
Gum wonders what will happen.
He feels excited.



Questions

1. What does the teacher bring out?
2. What colors does Gum see?
3. How does Gum feel?

Gum mixes red paint with yellow paint.
He stirs the colors carefully.
Soon, the paint turns orange.
Gum looks at the new color.
He smiles with surprise.





Questions

1. Which two colors does Gum mix?
2. What color does the paint become?
3. How does Gum react?

Next, Gum mixes blue paint with yellow paint.
The colors change once again.
This time, the paint turns green.
Gum learns something new today.



Questions

1. What colors does Gum mix next?
2. What color does the paint turn?
3. What does Gum learn?

Gum enjoys mixing different colors today.
He paints a bright picture for the class.
Science and art can work together.
Gum wants to try more experiments tomorrow.



Questions

1. What does Gum enjoy doing?
2. What does Gum paint?
3. What does Gum want to do tomorrow?

Unit 7: The Melting Ice



Gum sits in class
during science time.
His teacher gives each
child an ice cube.
Gum holds the cold ice carefully.
He wonders what will happen.
He feels excited.



QUESTIONS

1. What does the teacher give the class?
2. How does the ice feel?
3. How does Gum feel?

Gum places the ice cube
in a bowl.
He watches it closely
for a while.
Small drops of water
begin to appear.
The ice starts to melt.
Gum looks surprised.



QUESTIONS

1. Where does Gum place the ice cube?
2. What begins to appear?
3. What does Gum notice?



The ice cube becomes
smaller and smaller.
Soon, only water remains
in the bowl.
Gum talks about the changes
with his classmates.
He learns something new today.











QUESTIONS

1. What happens to the ice cube?



2. What remains in the bowl?



3. Who does Gum talk with?



Gum enjoys the ice experiment very much. He writes about it in his notebook. Science helps him understand the world. Gum cannot wait to learn more tomorrow.





QUESTIONS

1. What experiment does Gum enjoy?
2. Where does Gum write about it?
3. What does Gum want to do tomorrow?

Unit 8: The Microscope

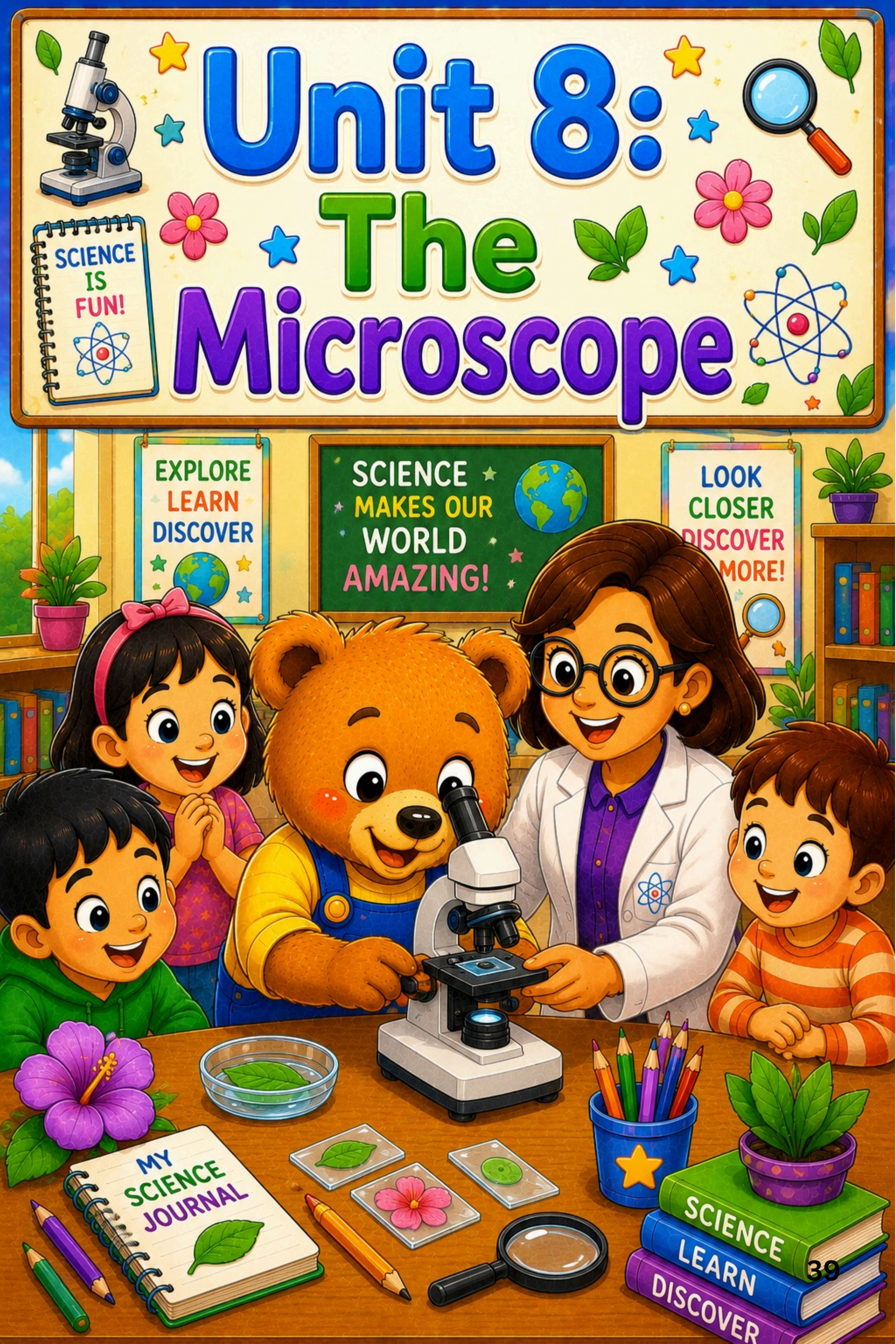

Gum arrives at science class with excitement.
His teacher shows the class a microscope.
Gum has never used one before.
He looks at it carefully.
He feels curious.



QUESTIONS

1. What does the teacher show the class?
2. Has Gum used one before?
3. How does Gum feel?

Gum places a leaf
under the microscope.
He looks through the lens
very carefully.
The leaf appears
much larger than before.
Gum notices many
tiny details.
He smiles.















QUESTIONS

1. What does Gum place under the microscope?



2. How does the leaf appear?



3. What does Gum notice?



Next, Gum examines a flower petal. He sees lines and patterns on it. His classmates take turns using the microscope. Everyone enjoys making discoveries together.

















QUESTIONS

1. What does Gum examine next?



2. Who takes turns using the microscope?



3. What do the classmates enjoy?



Gum likes using
the microscope today.
He writes about his
discoveries in his notebook.
Science helps him see
new things.
Gum wants to explore
more tomorrow.













QUESTIONS

1. What does Gum like using?



2. Where does Gum write about his discoveries?



3. What does Gum want to do tomorrow?



Unit 9: The Big Bubbles







Gum goes outside
with his class today.
His teacher brings bubble
solution and wands.
Gum cannot wait to begin.
Everyone gathers on
the playground.
Gum feels excited.





QUESTIONS

1. What does the teacher bring?



2. Where does the class gather?



3. How does Gum feel?





Gum dips his wand
into the solution.
He waves it through
the air slowly.
A giant bubble floats away.
Gum watches it carefully.
He laughs with delight.





QUESTIONS

1. What does Gum dip into the solution?
2. What floats away?
3. How does Gum react?

Soon, many bubbles
drift across the playground.
Some are small and round.
Others are big and long.
Gum and his friends
chase them together.
Everyone has fun.





QUESTIONS

1. Where do the bubbles drift?



2. How are the bubbles different?



3. Who chases the bubbles?



Gum enjoys the bubble activity very much. He writes about it in his notebook later. Science can be playful and exciting. Gum wants another bubble day soon.



QUESTIONS

1. What activity does Gum enjoy?
2. Where does Gum write about it?
3. What does Gum want soon?

Unit 10: The Moon



Gum joins his class
for a night activity.
His teacher asks
everyone to look up.
A bright moon shines
in the sky. Gum watches
it carefully. He feels amazed.



QUESTIONS

1. Who does Gum join?



2. What shines in the sky?



3. How does Gum feel?



Gum notices that
the moon looks round
tonight.
It glows above the
trees and buildings.
He points at it with
excitement.
His classmates smile
beside him.



QUESTIONS

1. How does the moon look tonight?
2. What does Gum do?
3. Who stands beside Gum?

The teacher talks
about the moon
with the class.
Gum listens very carefully.
He asks a question
about space.
Everyone enjoys learning
together tonight.



QUESTIONS

1. What does the teacher talk about?
2. How does Gum listen?
3. What does Gum ask about?

Gum likes learning about the moon.
He draws a picture in his notebook.
The night sky is full of wonder.
Gum wants to learn more about space.



QUESTIONS

1. What does Gum like learning about?
2. What does Gum draw?
3. What does Gum want to learn more about?

Unit 11: The Telescope

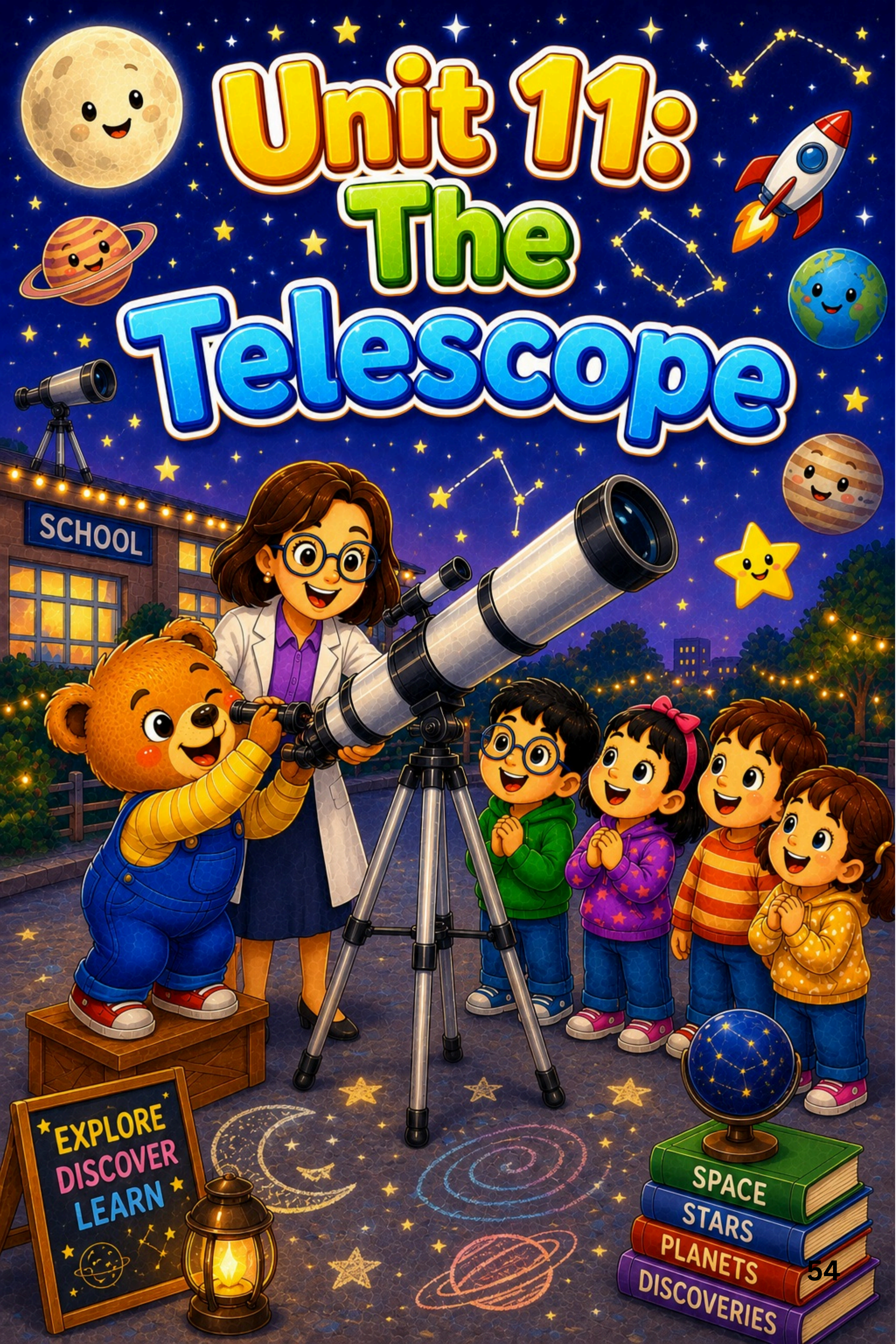

Gum goes outside with his class tonight. His teacher brings a telescope to school. Gum has never used one before. He looks at it closely. He feels excited.



QUESTIONS

1. Where does Gum go with his class?
2. What does the teacher bring?
3. How does Gum feel?



Gum looks through
the telescope carefully.
He sees the moon in
the dark sky.
It looks larger
through the lens.
Gum smiles at
what he sees.





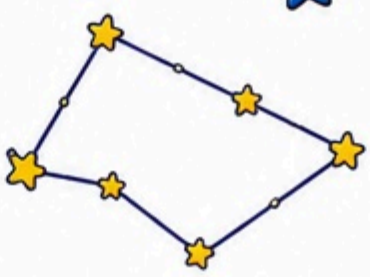





QUESTIONS

1. What does Gum look through?



2. What does he see?



3. How does Gum react?



Next, Gum searches for bright stars. His teacher points to different groups of stars. Gum listens and asks questions. He enjoys learning about space tonight.



QUESTIONS

1. What does Gum search for?
2. Who points to the stars?
3. What does Gum do?

Gum likes using
the telescope very much.
He writes about the
experience in his notebook.
Space is full of
amazing sights.
Gum wants to explore
more tomorrow.



QUESTIONS

1. What does Gum like using?
2. Where does Gum write about the experience?
3. What does Gum want to explore more?

Unit 12: The Robot





Gum arrives at science class today. His teacher brings a small robot. The class gathers around the table. Gum watches it carefully. He feels excited.



QUESTIONS

1. What does the teacher bring?
2. Where does the class gather?
3. How does Gum feel?



The robot moves across
the table slowly.
It turns left and then right.
Gum watches every
movement closely.
He smiles with surprise.
The robot is amazing.





QUESTIONS

1. Where does the robot move?



2. What directions does the robot turn?



3. How does Gum react?





Next, Gum presses
a button carefully.
The robot begins
a new action.
His classmates clap
and cheer.
Gum enjoys trying
something new today.





QUESTIONS

1. What does Gum press?



2. What does the robot begin to do?



3. Who claps and cheers?



Gum likes learning about robots today. He writes about the activity in his notebook. Science can be exciting and fun. Gum wants to discover more tomorrow.



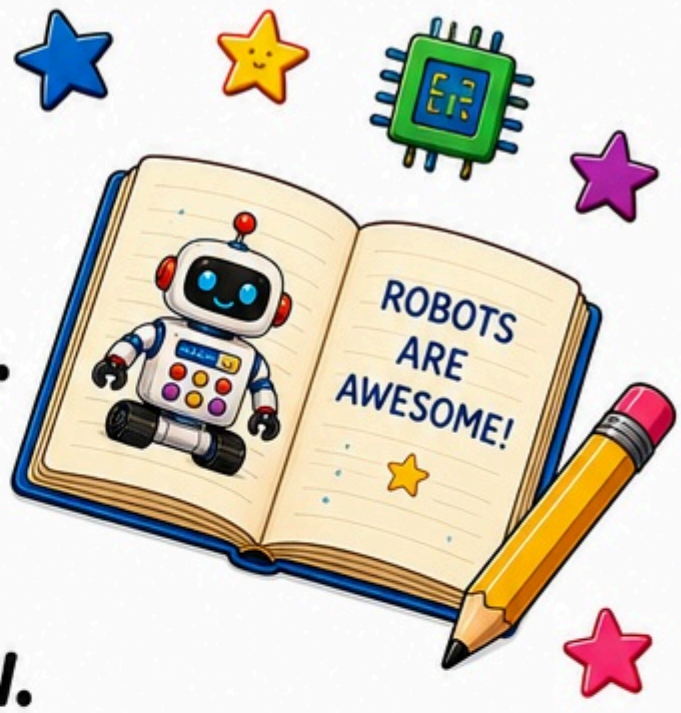



QUESTIONS

1. What does Gum like learning about?
2. Where does Gum write about the activity?
3. What does Gum want to do tomorrow?

Unit 13: The Tall Tower



Gum sits in class
during science time.
His teacher brings out
many blocks. Today,
the class will build towers.
Gum looks at the blocks closely.
He feels excited.



QUESTIONS

1. What does the teacher bring out?
2. What will the class build?
3. How does Gum feel?



Gum begins stacking
the blocks carefully.
His tower grows taller
and taller.
He places each block slowly.
Gum hopes the tower will
stay strong.
He stays focused.





QUESTIONS

1. What does Gum begin stacking?



2. How does the tower grow?



3. How does Gum place the blocks?



Soon, the tower
starts to wobble.
Gum adjusts a few
blocks gently.
The tower stands tall
once again.
Gum smiles at his success.
He learns to be patient.



QUESTIONS

1. What happens to the tower?
2. What does Gum adjust?
3. What does Gum learn?



Gum is proud of
his tall tower.
He shows it to the class.
Everyone claps for his
hard work.
Building can be fun and
educational.
Gum wants to create
more tomorrow.





QUESTIONS

1. How does Gum feel about his tower?



2. Who does Gum show it to?



3. What does Gum want to do tomorrow?



Unit 14: The Ice Cube Race



Gum arrives
at science class today.
His teacher places
ice cubes on trays.
The class will watch
them carefully.
Gum wonders what
will happen.
He feels excited.















QUESTIONS

1. What does the teacher place on the trays?



2. What will the class do?



3. How does Gum feel?





Gum watches
the ice cubes closely.
Some begin to melt
more quickly.
Others stay frozen
longer.
Gum notices
the differences.
He looks surprised.







QUESTIONS

1. What does Gum watch closely?
2. What happens to some ice cubes?
3. How does Gum react?

Next, Gum talks with his classmates. They compare what they observe. Everyone shares ideas about the experiment. Gum enjoys learning together. He smiles proudly.





TEAMWORK MAKES DISCOVERIES!

THE SCIENTIFIC METHOD
1 OBSERVE
2 HYPOTHESIZE
3 EXPERIMENT
4 ANALYZE
5 CONCLUDE

SHARE IDEAS
ASK QUESTIONS
LEARN TOGETHER
GROW TOGETHER!

This one melted more quickly!

The foil keeps it colder!

Great observation!

The cloth slows down the melting.

I think the foil works best!

COVERED WITH CLOTH

COVERED WITH FOIL

NO COVER

OBSERVATIONS

05:00
START
RESET

QUESTIONS

1. Who does Gum talk with?
2. What do they compare?
3. How does Gum feel?

Gum likes the
ice cube activity today.
He writes about it
in his notebook.
Science helps him
ask questions.
Gum wants to
discover more tomorrow.









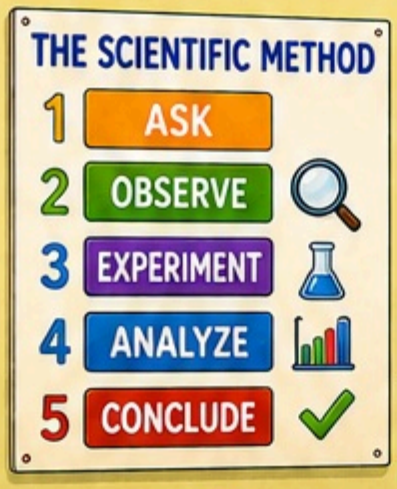











QUESTIONS

1. What activity does Gum like?
2. Where does Gum write about it?
3. What does Gum want to do tomorrow?

Unit 15: The Night Sky



Gum goes outside
with his class tonight.
His teacher asks
everyone to look up.
Many stars shine
in the sky.
Gum watches them
carefully.
He feels amazed.



QUESTIONS

1. Who goes outside with Gum?
2. What shines in the sky?
3. How does Gum feel?

Gum notices that some stars seem brighter.
He points toward a group of stars.
His classmates look where he points.
Everyone enjoys the beautiful view.



QUESTIONS

1. What does Gum notice about the stars?
2. What does Gum point toward?
3. What do his classmates do?

The teacher talks
about the night sky.
Gum listens very
carefully.
He asks questions
about the stars.
Learning outside
feels exciting tonight.



QUESTIONS

1. What does the teacher talk about?
2. How does Gum listen?
3. What does Gum ask about?

Gum likes learning about the night sky. He draws stars in his notebook later. Science helps him understand the world. Gum wants to keep exploring.



QUESTIONS

1. What does Gum like learning about?
2. What does Gum draw in his notebook?
3. What does Gum want to keep doing?


The End!